

Attachment I:

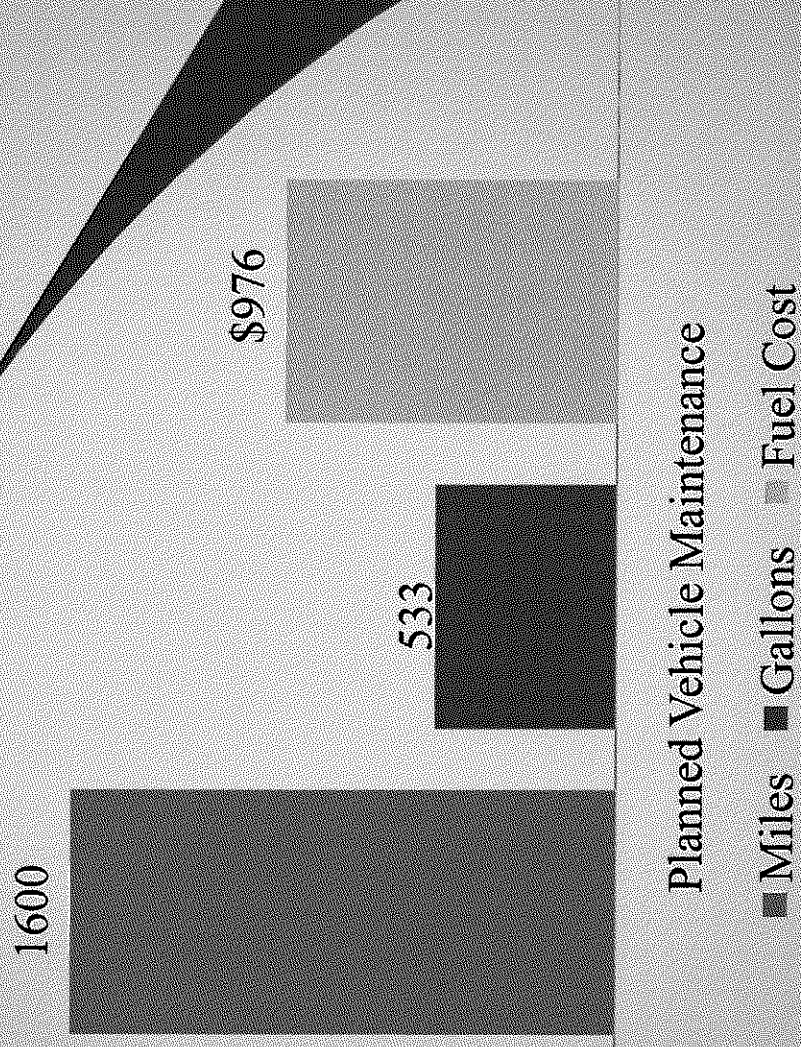
Fire Department Review of Savings  
from Fleet Maintenance Services

# Fleet Maintenance

- 16 Apparatus receive routine maintenance twice a year
  - Previously outsourced to Nashville/Smyrna
  - Average of 50 miles round trip per visit
  - Average of 3 mpg



# Accumulative Fuel Savings






# 2010 Fleet Maintenance

Costs Comparison

■ Labor Hours   ■ Labor Rate



In House

Outsourced

Vs.



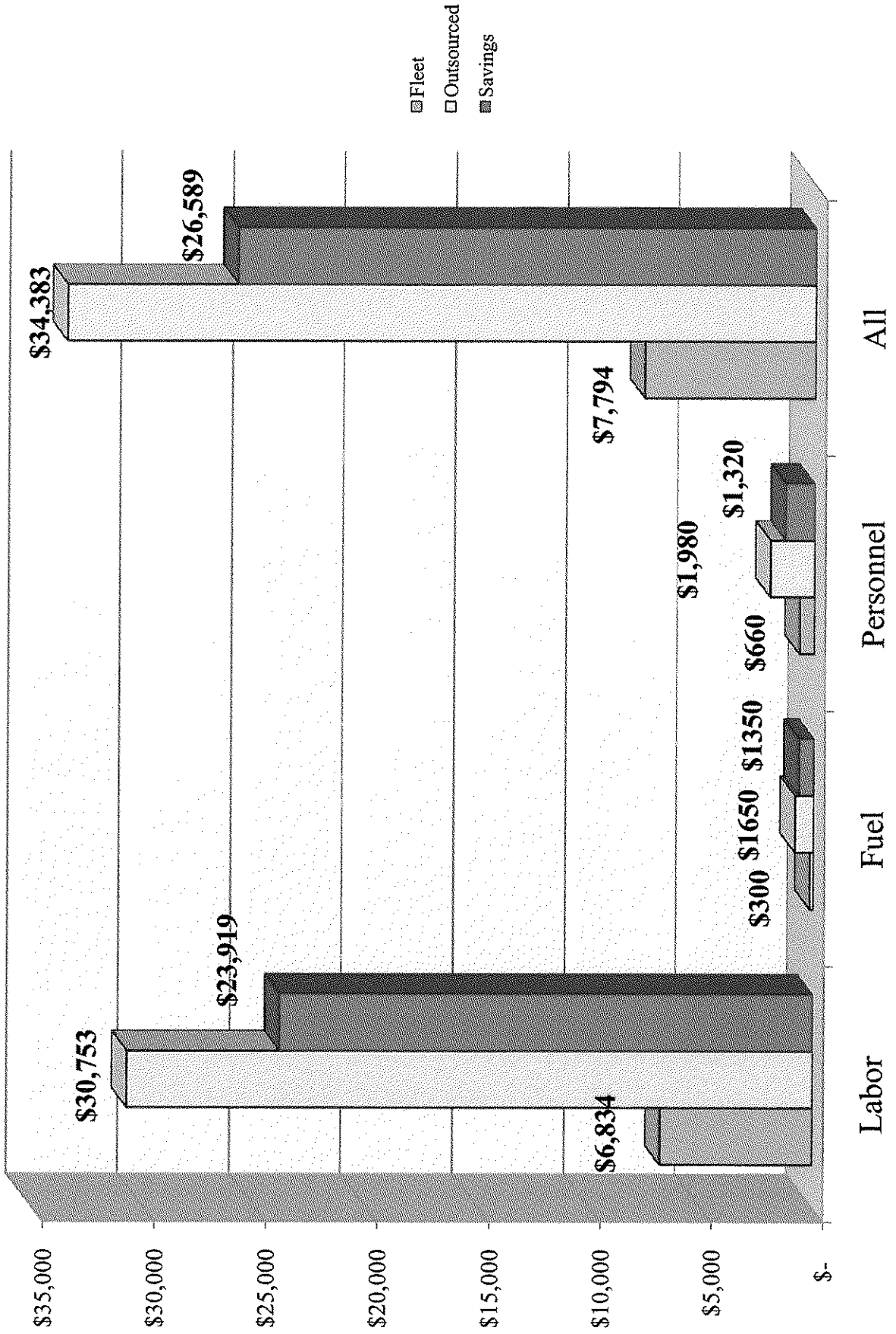
\$19,937 Labor Costs Savings



# Fleet Maintenance

- Fleet is not a “For Profit” entity. Therefore, they have OUR BEST INTEREST in mind.
  - Recommended a tire change for our large fleet that has given us 14,000 more miles per set. Fleet wide this has netted a cost savings of \$35,880 every 18 months.
  - There is no “mark-up” for parts cost.
  - Our vehicles spend far less time in the shop because we are not waiting in line behind other customers.
  - Parts are being received at a faster rate and at a lower cost because fleet shops for competitive pricing.
  - Fleet has helped the City recover costs associated with repairs as a result of poor fuel supply.
  - Fleet also performs repairs on our small engine equipment saving an additional labor rate of \$27 per hour.

## 2009 Fleet Maintenance Costs vs. Outsourced (Annual)



This information does not include "Out of Service" time comparisons