

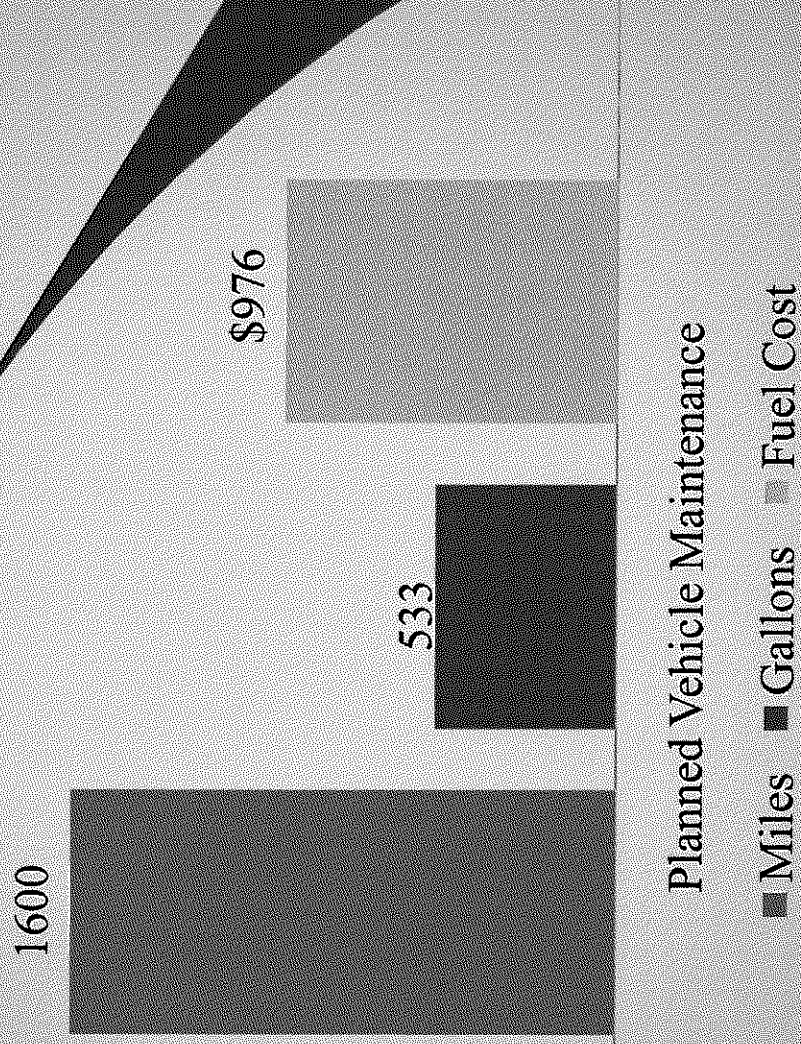
Attachment I:

Fire Department Review of Savings
from Fleet Maintenance Services

Fleet Maintenance

- 16 Apparatus receive routine maintenance twice a year
 - Previously outsourced to Nashville/Smyrna
 - Average of 50 miles round trip per visit
 - Average of 3 mpg


Accumulative Fuel Savings



2010 Fleet Maintenance

Costs Comparison

■ Labor Hours ■ Labor Rate



In House

Vs.

Outsourced

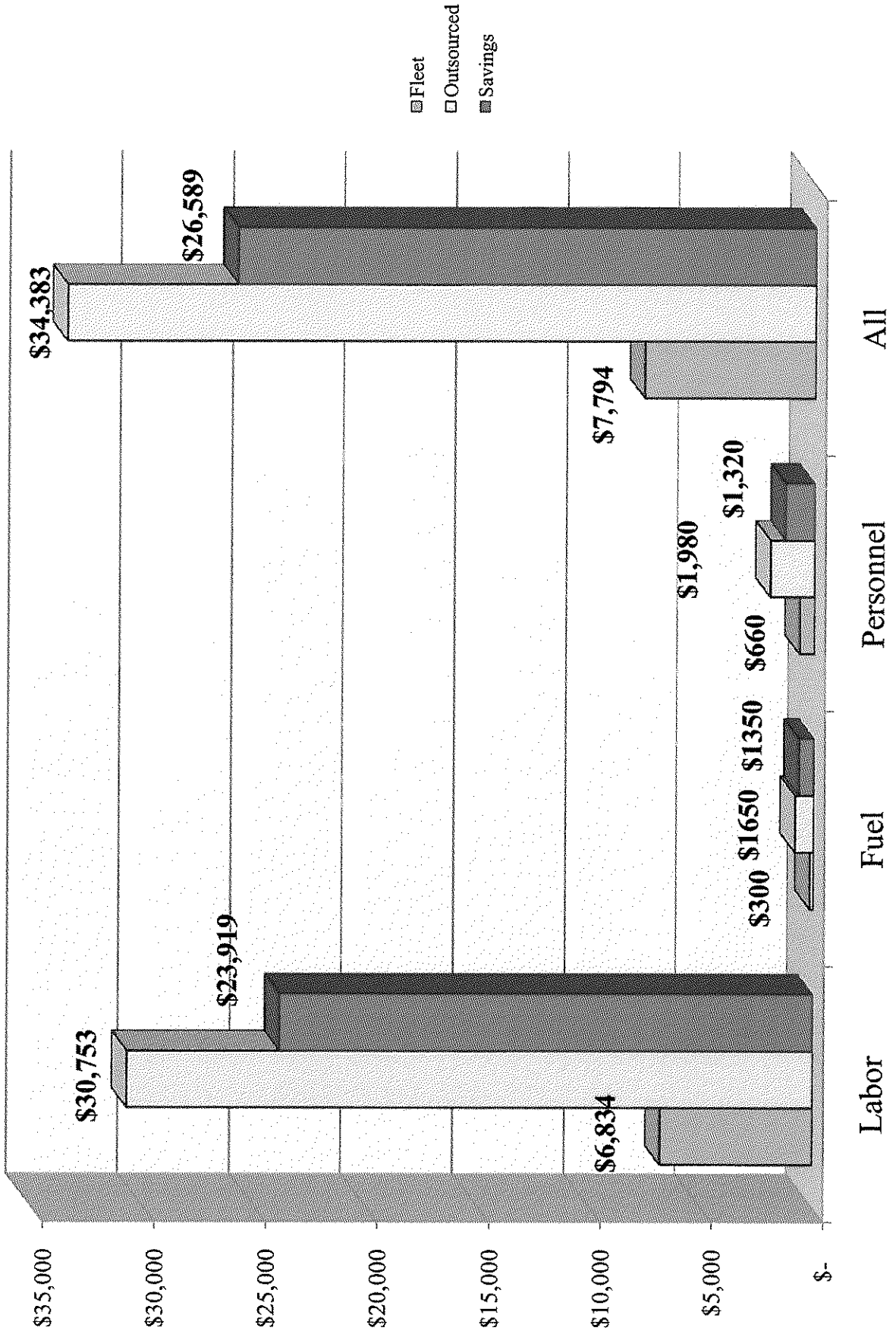
\$19,937 Labor Costs Savings



Fleet Maintenance

- Fleet is not a “For Profit” entity. Therefore, they have OUR BEST INTEREST in mind.
 - Recommended a tire change for our large fleet that has given us 14,000 more miles per set. Fleet wide this has netted a cost savings of \$35,880 every 18 months.
 - There is no “mark-up” for parts cost.
 - Our vehicles spend far less time in the shop because we are not waiting in line behind other customers.
 - Parts are being received at a faster rate and at a lower cost because fleet shops for competitive pricing.
 - Fleet has helped the City recover costs associated with repairs as a result of poor fuel supply.
 - Fleet also performs repairs on our small engine equipment saving an additional labor rate of \$27 per hour.

2009 Fleet Maintenance Costs vs. Outsourced (Annual)



This information does not include "Out of Service" time comparisons