

ORDINANCE NO. 630

AN ORDINANCE TO AMEND SECTION 13-106 (1) and (2) AND SECTION 13-112 OF THE FRANKLIN MUNICIPAL CODE"

BE IT ORDAINED by the Board of Mayor and Aldermen of the City of Franklin, Tennessee, as follows:

SECTION 1: That Section 13-106 (1) and (2) of "The Franklin Municipal Code" be amended by deleting the present language in its entirety and substituting in lieu thereof the following:

"13-106. Connection charges.

"(1) For a 3/4" service line located inside the corporate limits of the Town of Franklin, Tennessee, the cost of which is not estimated to exceed the amount of the applicable amount deposited thereunder, the sum of \$150.00.

"(2) For a 3/4" service line located outside the corporate limits of the Town of Franklin, Tennessee, the cost of which is not estimated to exceed the amount of the applicable amount deposited hereunder, the sum of \$175.00."

SECTION 2: That Section 13-112 of "The Franklin Municipal Code" be amended by adding the following language as a new paragraph:

"The following rates shall be, and are hereby, established for water distributed within the Corporate Limits of the City of Franklin, Tennessee, by the City of Franklin:

| | |
|--------------------------|-----------------------|
| First 3,000 gallons | \$ 2.90 Minimum Bill |
| Next 7,000 gallons | 0.84 per 1000 gallons |
| Next 15,000 gallons | 0.72 per 1000 gallons |
| Next 25,000 gallons | 0.60 per 1000 gallons |
| Next 50,000 gallons | 0.48 per 1000 gallons |
| All over 100,000 gallons | 0.36 per 1000 gallons |

"For all water furnished by the City of Franklin to consumers outside the corporate limits of the City of Franklin, the rate charged shall be one hundred seventy (170%) percent of the rate charged to consumers who are furnished water within the corporate limits of the City of Franklin, Tennessee."

SECTION 3: Section 1 of this Ordinance shall become effective upon its passage by third and final reading, the public welfare demanding it and Section 2 of this Ordinance shall become effective on July 1, 1974 the public welfare demanding it.

CITY OF FRANKLIN, TENNESSEE

By Ed Woodard
MAYOR

see
Mr. ...

ATTEST:


 RECORDER

Passed First Reading: May 14, 1974
 Passed Second Reading: May 21, 1974
 Passed Third Reading: June 11, 1974

ORDINANCE NO. 631

AN ORDINANCE TO FIX THE SALARY OF THE
 CHIEF OF POLICE AND OTHER MEMBERS OF
 POLICE AND FIRE DEPARTMENT OF THE CITY
 OF FRANKLIN, TENNESSEE

BE IT ORDAINED by the Board of Mayor and Aldermen of the
 City of Franklin, Tennessee:

Section 1: That the compensation for the employees of the
 Franklin Police Department shall be as follows, according to rank
 and position:

| | |
|-----------------------------------|---------|
| Policeman, Step 3 | \$ 3.40 |
| Police Sergeant, Step 3 | 3.58 |
| Police Lieutenant, Step 3 | 3.75 |
| Assistant Chief of Police, Step 3 | 4.14 |
| Meter Maid, Step 2 | 2.42 |

SECTION 2: BE IT FURTHER ORDAINED that the cost of living
 increase shall be added to the above mentioned pay for members of
 the Police Department and to the present pay for the members of the
 Fire Department.

ORDINANCE 85-36

#10
94
550
550

TO BE ENTITLED: "AN ORDINANCE TO AMEND SECTION 13-112 OF THE FRANKLIN MUNICIPAL CODE TO ESTABLISH RATES FOR WATER DISTRIBUTED WITHIN AND WITHOUT THE CORPORATE LIMITS OF THE CITY OF FRANKLIN, TENNESSEE."

SECTION I. BE IT ORDAINED by the Board of Mayor and Aldermen of the City of Franklin, Tennessee, that Section 13-112 of the Franklin Municipal Code shall be, and is hereby, amended so as to read in its entirety as follows:

13-112. Schedule of rates. The following rates shall be, and are hereby, established for water distributed within the corporate limits of the City of Franklin, Tennessee, by the City of Franklin:

| | |
|--------------------------|-----------------------|
| First 1500 Gallons | \$2.90 (Minimum Bill) |
| Next 3500 Gallons | \$1.65 per 1000 |
| Next 5000 Gallons | \$1.70 per 1000 |
| Next 5000 Gallons | \$1.80 per 1000 |
| Next 5000 Gallons | \$1.90 per 1000 |
| Next 30,000 Gallons | \$1.30 per 1000 |
| Next 50,000 Gallons | \$1.00 per 1000 |
| Next 400,000 Gallons | \$0.85 per 1000 |
| All over 500,000 Gallons | \$0.75 per 1000 |

For all water furnished by the City of Franklin to consumers outside the corporate limits of the City of Franklin, the rate charged shall be one hundred seventy percent (170%) of the rate charged to consumers who are furnished water within the corporate limits of the City of Franklin, Tennessee. A sewer service charge of ninety percent (90%) of the water rate shall be added to and combined with the water charge. To the sewer service charge shall be added the state sewer fee, which is five percent (5%) of the sewer service charge.

Provided, however, each customer shall be charged a minimum monthly bill based on the size of the meter monitoring water service to the customer's premises, which bill shall entitle the customer to receive a certain minimum number of gallons of water per month, as follows:

| <u>Meter Size, Inches</u> | <u>Minimum Bill, Dollars/Month</u> | <u>Water Entitlement Per Month Based on Minimum Bill</u> |
|-------------------------------------|------------------------------------|--|
| 5/8 x 3/4 (Standard residential) | 1,500 | 2.90 |
| 3/4 | 3,300 | 5.87 |
| 1 | 5,500 | 9.52 |
| 1-1/2 | 11,000 | 18.98 |
| 2 | 18,000 | 31.88 |
| 3 | 35,000 | 55.18 |
| 4 | 55,000 | 79.68 |
| 6 | 110,000 | 133.18 |

In the event a customer does not use the water to which it is entitled by virtue of paying the minimum bill, the customer's right to receive such unused water during a billing period shall be forfeited. Unused entitlements may not carry forward from month-to-month. (as replaced by Ord. No. 85-36)

see Ord #940 for Amendment
 [Handwritten signature/initials]
 [Handwritten signature/initials]

SECTION II. BE IT FINALLY ORDAINED by the Board of Mayor and Aldermen of the City of Franklin, Tennessee, that this Ordinance shall take effect from and after its passage, the health, safety, and welfare of the citizens demanding it.

WITNESS our hands this the 8 day of Oct, 1985.

ATTEST:

CITY OF FRANKLIN, TENNESSEE

BY: *R.M. Liggett*
R.M. LIGGETT, CITY RECORDER

BY: *A.J. Bethurum M.D.*
A.J. BETHURUM, M.D., MAYOR

Passed First Reading: 8-13-85

Passed Second Reading: 9-10-85

Passed Third Reading: 10/8/85

CITY OF FRANKLIN, TENNESSEE

SCHEDULE OF RATE STRUCTURE AND NUMBER OF CUSTOMERS

JUNE 30, 1986

WATER RATE STRUCTURE:

Inside city limits:

| | | |
|----------|-----------------|------------------------|
| First | 1,500 gallons | \$2.90 minimum billing |
| Next | 3,500 gallons | 1.65 per 1,000 gallons |
| Next | 5,000 gallons | 1.70 per 1,000 gallons |
| Next | 5,000 gallons | 1.80 per 1,000 gallons |
| Next | 5,000 gallons | 1.90 per 1,000 gallons |
| Next | 30,000 gallons | 1.30 per 1,000 gallons |
| Next | 50,000 gallons | 1.00 per 1,000 gallons |
| Next | 400,000 gallons | .85 per 1,000 gallons |
| All over | 500,000 gallons | .75 per 1,000 gallons |

Outside city limits:

The water rate for customers outside the city limits is 170 percent of the inside rate.

SEWER RATE STRUCTURE:

The sewer rate is 90 percent of the water bill before taxes plus the state sewer fee of 5 percent of the sewer charge for customers inside and outside the city limits.

NUMBER OF CUSTOMERS:

At June 30, 1986 the Water Department served 7,711 customers.

CITY OF FRANKLIN, TENNESSEE

SCHEDULE OF RATE STRUCTURE AND NUMBER OF CUSTOMERS

JUNE 30, 1987

WATER RATE STRUCTURE:

Inside city limits:

| | | |
|----------|-----------------|------------------------|
| First | 1,500 gallons | \$3.19 minimum billing |
| Next | 3,500 gallons | 1.81 per 1,000 gallons |
| Next | 5,000 gallons | 1.87 per 1,000 gallons |
| Next | 5,000 gallons | 1.98 per 1,000 gallons |
| Next | 5,000 gallons | 2.09 per 1,000 gallons |
| Next | 30,000 gallons | 1.43 per 1,000 gallons |
| Next | 50,000 gallons | 1.10 per 1,000 gallons |
| Next | 400,000 gallons | 0.94 per 1,000 gallons |
| All over | 500,000 gallons | 0.83 per 1,000 gallons |

Outside city limits:

The water rate for customers outside the city limits is 170 percent of the inside rate.

SEWER RATE STRUCTURE:

The sewer rate is 85 percent of the water bill before taxes plus the state sewer fee of 5 percent of the sewer charge for customers inside and outside the city limits.

NUMBER OF CUSTOMERS:

At June 30, 1987 the Water Department served 7,932 customers.

CITY OF FRANKLIN, TENNESSEE

Schedule of Rate Structure and Number of Customers

June 30, 1988

Water Rate Structure:

Inside city limits:

| | | |
|----------|-----------------|-------------------------|
| First | 1,500 gallons | \$ 3.24 minimum billing |
| Next | 3,500 gallons | 1.84 per 1,000 gallons |
| Next | 5,000 gallons | 1.90 per 1,000 gallons |
| Next | 5,000 gallons | 2.01 per 1,000 gallons |
| Next | 5,000 gallons | 2.12 per 1,000 gallons |
| Next | 30,000 gallons | 1.46 per 1,000 gallons |
| Next | 50,000 gallons | 1.13 per 1,000 gallons |
| Next | 400,000 gallons | .97 per 1,000 gallons |
| All over | 500,000 gallons | .86 per 1,000 gallons |

Outside city limits:

The water rate for customers outside the city limits is 170 percent of the inside rate.

Sewer Rate Structure:

The sewer rate is 85 percent of the water bill before taxes plus the state sewer fee of 5 percent of the sewer charge for customers inside and outside the city limits.

Number of Customers:

At June 30, 1988 the Water Department served 8,261 customers.

CITY OF FRANKLIN, TENNESSEE

Water and Sewer Fund

Utility Statistical Data

For the Year Ended June 30, 1989

| <u>Service</u> | <u>No. Customers</u> | <u>Fees</u> |
|----------------|----------------------|--------------|
| Water | 8,621 | \$ 1,844,461 |
| Sewer | 7,299 | 1,143,321 |

Water Rates Within the City Limits

| | |
|--------------------------|------------------------|
| First 1,500 Gallons | \$ 3.36 (Minimum bill) |
| Next 3,500 Gallons | \$ 1.92 per 1000 |
| Next 5,000 Gallons | \$ 1.98 per 1000 |
| Next 5,000 Gallons | \$ 2.09 per 1000 |
| Next 5,000 Gallons | \$ 2.20 per 1000 |
| Next 30,000 Gallons | \$ 1.54 per 1000 |
| Next 50,000 Gallons | \$ 1.21 per 1000 |
| Next 400,000 Gallons | \$ 1.05 per 1000 |
| All over 500,000 Gallons | \$ 0.94 per 1000 |

For all water furnished by the City of Franklin to consumers outside the corporate limits of the City of Franklin, the rate charged is 170% of the rate charged to customers within the corporation limits.

The sewer service charge is 85% of the water rate. A state sewer fee of the sewer service charge is charged to the customer.

Tapping Fees

Water and Sewer:

 Within City Limits

 Outside City Limits

Minimum \$900 per single family unit

Minimum \$1,000 per single family unit

Installation Charge:

Water

| <u>Meter Size</u> | <u>Complete Installation</u> | <u>Installation of Meter and Meter Box Only</u> |
|-------------------|------------------------------|---|
| 5/8" | \$ 200.00 | \$ 50.00 |
| 1" | 300.00 | 125.00 |
| 1-1/2" | 450.00 | 250.00 |
| 2" | 950.00 | 700.00 |

CITY OF FRANKLIN, TENNESSEE

Water and Sewer Fund

Utility Statistical Data, Continued

For the Year Ended June 30, 1989

Sewer

| <u>Customer Type (All Customers)</u> | <u>Complete Installation</u> | <u>Location of Existing Tap Only</u> |
|--|----------------------------------|--|
| 4" Sewer service | \$ 200.00 | \$ 50.00 |
| 6" Sewer service | 250.00 | 50.00 |

Access Fees

| | |
|-------|--------------------------------------|
| Water | Minimum \$600 per single family unit |
| Sewer | Minimum \$600 per single family unit |

Water Distribution System

| | |
|-----------------------------|--------------------|
| Water Lines | 167.8 miles |
| Number of Fire Hydrants | 1,008 |
| Storage Capacity in gallons | 10,450,000 gallons |
| Average Daily usage | 3,545,250 gallons |

Collection System

| | |
|----------------------|-------------|
| Sanitary Sewer Mains | 110.0 miles |
|----------------------|-------------|

CITY OF FRANKLIN, TENNESSEE

Utility Statistical Data

For the year ended June 30, 1990

| <u>Service</u> | <u>No. Customers</u> | <u>Fees</u> |
|----------------|----------------------|--------------|
| Water | 8,488 | \$ 2,181,651 |
| Sewer | 6,477 | 1,350,737 |

Water Rates Within the City Limits

| | |
|--------------------------|------------------------|
| First 1,500 Gallons | \$ 3.50 (Minimum bill) |
| Next 3,500 Gallons | \$ 2.01 per 1000 |
| Next 5,000 Gallons | \$ 2.07 per 1000 |
| Next 5,000 Gallons | \$ 2.18 per 1000 |
| Next 5,000 Gallons | \$ 2.29 per 1000 |
| Next 30,000 Gallons | \$ 1.63 per 1000 |
| Next 50,000 Gallons | \$ 1.30 per 1000 |
| Next 400,000 Gallons | \$ 1.14 per 1000 |
| All over 500,000 Gallons | \$ 1.03 per 1000 |

For all water furnished by the City of Franklin to consumers outside the corporate limits of the City of Franklin, the rate charged is 170% of the rate charged to customers within the corporation limits.

The sewer service charge is 85% of the water rate. A state sewer fee of the sewer service charge is charged to the customer.

Tapping Fees

Water and Sewer:

 Within City Limits
 Outside City Limits

Minimum \$900 per single family unit
Minimum \$1,000 per single family unit

Installation Charge:

| <u>Water</u> | <u>Complete Installation</u> | <u>Installation of Meter and Meter Box Only</u> |
|-------------------|------------------------------|---|
| <u>Meter Size</u> | | |
| 5/8" | \$ 200 | \$ 50 |
| 1" | 300 | 125 |
| 1-1/2" | 450 | 250 |
| 2" | 950 | 700 |

CITY OF FRANKLIN, TENNESSEE

Utility Statistical Data, Continued

For the year ended June 30, 1990

Sewer

| <u>Customer Type (All Customers)</u> | <u>Complete Installation</u> | <u>Location of Existing Tap Only</u> |
|--|----------------------------------|--|
| 4" Sewer service | \$ 200 | \$ 50 |
| 6" Sewer service | 250 | 50 |

Access Fees

| | |
|-------|--------------------------------------|
| Water | Minimum \$600 per single family unit |
| Sewer | Minimum \$600 per single family unit |

Water Distribution System

| | |
|-----------------------------|--------------------|
| Water Lines | 170 miles |
| Number of Fire Hydrants | 1,048 |
| Storage Capacity in gallons | 10,450,000 gallons |
| Average Daily usage | 3,880,707 gallons |

Collection System

| | |
|----------------------|-----------|
| Sanitary Sewer Mains | 114 miles |
|----------------------|-----------|

CITY OF FRANKLIN, TENNESSEE

Utility Statistical Data

For the year ended June 30, 1991

| <u>Service</u> | <u>No. Customers</u> | <u>Fees</u> |
|----------------|----------------------|--------------|
| Water | 8,291 | \$ 2,483,046 |
| Sewer | 6,071 | 1,552,711 |

Water Rates Within the City Limits

| | |
|--------------------------|------------------------|
| First 1,500 Gallons | \$ 3.92 (Minimum bill) |
| Next 3,500 Gallons | \$ 2.25 per 1000 |
| Next 5,000 Gallons | \$ 2.32 per 1000 |
| Next 5,000 Gallons | \$ 2.44 per 1000 |
| Next 5,000 Gallons | \$ 2.56 per 1000 |
| Next 30,000 Gallons | \$ 1.83 per 1000 |
| Next 50,000 Gallons | \$ 1.46 per 1000 |
| Next 400,000 Gallons | \$ 1.28 per 1000 |
| All over 500,000 Gallons | \$ 1.15 per 1000 |

For all water furnished by the City of Franklin to consumers outside the corporate limits of the City of Franklin, the rate charged is 170% of the rate charged to customers within the corporation limits.

The sewer service charge is 85% of the water rate. A state sewer fee of the sewer service charge is charged to the customer.

Tapping Fees

Water and Sewer:

| | |
|---------------------|--|
| Within City Limits | Minimum \$900 per single family unit |
| Outside City Limits | Minimum \$1,000 per single family unit |

Installation Charge:

Water

| <u>Meter Size</u> | <u>Complete Installation</u> | <u>Installation of Meter and Meter Box Only</u> |
|-------------------|------------------------------|---|
| 5/8" | \$ 200 | \$ 50 |
| 1" | 300 | 125 |
| 1-1/2" | 450 | 250 |
| 2" | 950 | 700 |

CITY OF FRANKLIN, TENNESSEE

Utility Statistical Data, Continued

For the year ended June 30, 1991

Sewer

| <u>Customer Type</u> <u>(All Customers)</u> | <u>Complete</u> <u>Installation</u> | <u>Location of</u> <u>Existing Tap Only</u> |
|--|--|--|
| 4" Sewer service | \$ 200 | \$ 50 |
| 6" Sewer service | 250 | 50 |

Access Fees

| | |
|-------|--------------------------------------|
| Water | Minimum \$600 per single family unit |
| Sewer | Minimum \$600 per single family unit |

Water Distribution System

| | |
|-----------------------------|--------------------|
| Water Lines | 171 miles |
| Number of Fire Hydrants | 1,048 |
| Storage Capacity in gallons | 10,450,000 gallons |
| Average Daily usage | 3,880,707 gallons |

Collection System

| | |
|----------------------|-----------|
| Sanitary Sewer Mains | 130 miles |
|----------------------|-----------|

CITY OF FRANKLIN, TENNESSEE

Utility Statistical Data

For the Year Ended June 30, 1992

| <u>Service</u> | <u>No. Customers</u> | <u>Fees</u> |
|----------------|----------------------|--------------|
| Water | 8,850 | \$ 2,523,277 |
| Sewer | 6,884 | 1,642,267 |

Water Rates Within the City Limits

| | |
|--------------------------|------------------------|
| First 1,500 Gallons | \$ 3.92 (Minimum bill) |
| Next 3,500 Gallons | \$ 2.25 per 1000 |
| Next 5,000 Gallons | \$ 2.32 per 1000 |
| Next 5,000 Gallons | \$ 2.44 per 1000 |
| Next 5,000 Gallons | \$ 2.56 per 1000 |
| Next 30,000 Gallons | \$ 1.83 per 1000 |
| Next 50,000 Gallons | \$ 1.46 per 1000 |
| Next 400,000 Gallons | \$ 1.28 per 1000 |
| All over 500,000 Gallons | \$ 1.15 per 1000 |

For all water furnished by the City of Franklin to consumers outside the corporate limits of the City of Franklin, the rate charged is 170% of the rate charged to customers within the corporation limits.

The sewer service charge is 85% of the water rate. A state sewer fee of the sewer service charge is charged to the customer.

Tapping Fees

| | |
|---------------------|--|
| Water and Sewer: | |
| Within City Limits | Minimum \$900 per single family unit |
| Outside City Limits | Minimum \$1,000 per single family unit |

Installation Charge:

| Water: | Complete <u>Installation</u> | <u>Installation of Meter and Meter Box Only</u> |
|-------------------|---------------------------------|---|
| <u>Meter Size</u> | | |
| 5/8" | \$ 200 | \$ 50 |
| 1" | 300 | 125 |
| 1-1/2" | 450 | 250 |
| 2" | 950 | 700 |

CITY OF FRANKLIN, TENNESSEE

Utility Statistical Data, Continued

For the Year Ended June 30, 1992

Sewer

| <u>Customer Type</u> <u>(All Customers)</u> | <u>Complete</u> <u>Installation</u> | <u>Location of</u> <u>Existing Tap Only</u> |
|--|--|--|
| 4" Sewer service | \$ 200 | \$ 50 |
| 6" Sewer service | 250 | 50 |

Access Fees

| | |
|-------|--------------------------------------|
| Water | Minimum \$600 per single family unit |
| Sewer | Minimum \$600 per single family unit |

Water Distribution System

| | |
|-----------------------------|--------------------|
| Water Lines | 174 miles |
| Number of Fire Hydrants | 1,074 |
| Storage Capacity in gallons | 10,450,000 gallons |
| Average Daily usage | 3,559,900 gallons |

Collection System

| | |
|----------------------|-----------|
| Sanitary Sewer Mains | 136 miles |
|----------------------|-----------|

CITY OF FRANKLIN, TENNESSEE

Utility Statistical Data

For the Year Ended June 30, 1993

| <u>Service</u> | <u>No. Customers</u> | <u>Fees</u> |
|----------------|----------------------|--------------|
| Water | 9,479 | \$ 2,628,910 |
| Sewer | 7,413 | 1,859,313 |

Water Rates Within the City Limits

| | |
|--------------------------|------------------------|
| First 1,500 Gallons | \$ 3.92 (Minimum bill) |
| Next 3,500 Gallons | \$ 2.25 per 1000 |
| Next 5,000 Gallons | \$ 2.32 per 1000 |
| Next 5,000 Gallons | \$ 2.44 per 1000 |
| Next 5,000 Gallons | \$ 2.56 per 1000 |
| Next 30,000 Gallons | \$ 1.83 per 1000 |
| Next 50,000 Gallons | \$ 1.46 per 1000 |
| Next 400,000 Gallons | \$ 1.28 per 1000 |
| All over 500,000 Gallons | \$ 1.15 per 1000 |

For all water furnished by the City of Franklin to consumers outside the corporate limits of the City of Franklin, the rate charged is 170% of the rate charged to customers within the corporation limits.

The sewer service charge is 85% of the water rate. A state sewer fee of the sewer service charge is charged to the customer.

Tapping Fees

| | |
|---------------------|--|
| Water and Sewer: | |
| Within City Limits | Minimum \$900 per single family unit |
| Outside City Limits | Minimum \$1,000 per single family unit |

Installation Charge:

| <u>Meter Size</u> | <u>Complete Installation</u> | <u>Installation of Meter and Meter Box Only</u> |
|-------------------|------------------------------|---|
| 5/8" | \$ 200 | \$ 50 |
| 1" | 300 | 125 |
| 1-1/2" | 450 | 250 |
| 2" | 950 | 700 |

CITY OF FRANKLIN, TENNESSEE

Utility Statistical Data, Continued

For the Year Ended June 30, 1993

Sewer

| <u>Customer Type (All Customers)</u> | <u>Complete Installation</u> | <u>Location of Existing Tap Only</u> |
|--|----------------------------------|--|
| 4" Sewer service | \$ 200 | \$ 50 |
| 6" Sewer service | 250 | 50 |

Access Fees

| | |
|-------|--------------------------------------|
| Water | Minimum \$600 per single family unit |
| Sewer | Minimum \$600 per single family unit |

Water Distribution System

| | |
|-----------------------------|--------------------|
| Water Lines | 176 miles |
| Number of Fire Hydrants | 1,074 |
| Storage Capacity in gallons | 10,450,000 gallons |
| Average Daily usage | 3,742,100 gallons |

Collection System

| | |
|----------------------|-------------|
| Sanitary Sewer Mains | 137.6 miles |
|----------------------|-------------|

CITY OF FRANKLIN, TENNESSEE

Utility Statistical Data

For the Year Ended June 30, 1994

| <u>Service</u> | <u>No. Customers</u> | <u>Fees</u> |
|----------------|----------------------|--------------|
| Water | 9,977 | \$ 2,977,590 |
| Sewer | 7,845 | 2,105,740 |

Water Rates Within the City Limits

| | |
|--------------------------|------------------------|
| First 1,500 Gallons | \$ 3.92 (Minimum bill) |
| Next 3,500 Gallons | \$ 2.25 per 1000 |
| Next 5,000 Gallons | \$ 2.32 per 1000 |
| Next 5,000 Gallons | \$ 2.44 per 1000 |
| Next 5,000 Gallons | \$ 2.56 per 1000 |
| Next 30,000 Gallons | \$ 1.83 per 1000 |
| Next 50,000 Gallons | \$ 1.46 per 1000 |
| Next 400,000 Gallons | \$ 1.28 per 1000 |
| All over 500,000 Gallons | \$ 1.15 per 1000 |

For all water furnished by the City of Franklin to consumers outside the corporate limits of the City of Franklin, the rate charged is 170% of the rate charged to customers within the corporation limits.

The sewer service charge is 85% of the water rate. A state sewer fee of the sewer service charge is charged to the customer.

Tapping Fees

| | |
|---------------------|--|
| Water and Sewer: | |
| Within City Limits | Minimum \$900 per single family unit |
| Outside City Limits | Minimum \$1,000 per single family unit |

Installation Charge:

| <u>Meter Size</u> | <u>Complete Installation</u> | <u>Installation of Meter and Meter Box Only</u> |
|-------------------|------------------------------|---|
| 5/8" | \$ 200 | \$ 50 |
| 1" | 300 | 125 |
| 1-1/2" | 450 | 250 |
| 2" | 950 | 700 |

CITY OF FRANKLIN, TENNESSEE

Utility Statistical Data, Continued

For the Year Ended June 30, 1994

Sewer

| <u>Customer Type (All Customers)</u> | <u>Complete Installation</u> | <u>Location of Existing Tap Only</u> |
|--|----------------------------------|--|
| 4" Sewer service | \$ 200 | \$ 50 |
| 6" Sewer service | 250 | 50 |

Access Fees

| | |
|-------|--------------------------------------|
| Water | Minimum \$600 per single family unit |
| Sewer | Minimum \$600 per single family unit |

Water Distribution System

| | |
|-----------------------------|--------------------|
| Water Lines | 180 miles |
| Number of Fire Hydrants | 1,006 |
| Storage Capacity in gallons | 10,450,000 gallons |
| Average Daily usage | 3,578,651 gallons |

Collection System

| | |
|----------------------|-------------|
| Sanitary Sewer Mains | 144.3 miles |
|----------------------|-------------|

CITY OF FRANKLIN, TENNESSEE

Utility Statistical Data

For the Year Ended June 30, 1995

| <u>Service</u> | <u>No. Customers</u> | <u>Fees</u> |
|----------------|----------------------|--------------|
| Water | 10,601 | \$ 3,074,504 |
| Sewer | 8,423 | 2,220,717 |

Water Rates Within the City Limits

| | |
|--------------------------|------------------------|
| First 1,500 Gallons | \$ 3.92 (Minimum bill) |
| Next 3,500 Gallons | \$ 2.25 per 1000 |
| Next 5,000 Gallons | \$ 2.32 per 1000 |
| Next 5,000 Gallons | \$ 2.44 per 1000 |
| Next 5,000 Gallons | \$ 2.56 per 1000 |
| Next 30,000 Gallons | \$ 1.83 per 1000 |
| Next 50,000 Gallons | \$ 1.46 per 1000 |
| Next 400,000 Gallons | \$ 1.28 per 1000 |
| All over 500,000 Gallons | \$ 1.15 per 1000 |

For all water furnished by the City of Franklin to consumers outside the corporate limits of the City of Franklin, the rate charged is 170% of the rate charged to customers within the corporation limits.

The sewer service charge is 85% of the water rate. A state sewer fee of the sewer service charge is charged to the customer.

Tapping Fees

| | |
|---------------------|--|
| Water and Sewer: | |
| Within City Limits | Minimum \$900 per single family unit |
| Outside City Limits | Minimum \$1,000 per single family unit |

Installation Charge:

| <u>Water:</u> | <u>Complete Installation</u> | <u>Installation of Meter and Meter Box Only</u> |
|-------------------|------------------------------|---|
| <u>Meter Size</u> | | |
| 5/8" | \$ 200 | \$ 50 |
| 1" | 300 | 125 |
| 1-1/2" | 450 | 250 |
| 2" | 950 | 700 |

CITY OF FRANKLIN, TENNESSEE

Utility Statistical Data, Continued

For the Year Ended June 30, 1995

Sewer

| <u>Customer Type (All Customers)</u> | <u>Complete Installation</u> | <u>Location of Existing Tap Only</u> |
|--|----------------------------------|--|
| 4" Sewer service | \$ 200 | \$ 50 |
| 6" Sewer service | 250 | 50 |

Access Fees

| | |
|-------|--------------------------------------|
| Water | Minimum \$600 per single family unit |
| Sewer | Minimum \$600 per single family unit |

Water Distribution System

| | |
|-----------------------------|--------------------|
| Water Lines | 189.5 miles |
| Number of Fire Hydrants | 1,068 |
| Storage Capacity in gallons | 10,450,000 gallons |
| Average Daily usage | 3,869,983 gallons |

Collection System

| | |
|----------------------|-------------|
| Sanitary Sewer Mains | 155.5 miles |
|----------------------|-------------|

CITY OF FRANKLIN, TENNESSEE

Utility Statistical Data

For the Year Ended June 30, 1996

| <u>Service</u> | <u>No. Customers</u> | <u>Fees</u> |
|----------------|----------------------|--------------|
| Water | 11,437 | \$ 3,324,053 |
| Sewer | 9,255 | 2,477,355 |

Water Rates Within the City Limits

| | |
|--------------------------|------------------------|
| First 1,500 Gallons | \$ 3.92 (Minimum bill) |
| Next 3,500 Gallons | \$ 2.25 per 1000 |
| Next 5,000 Gallons | \$ 2.32 per 1000 |
| Next 5,000 Gallons | \$ 2.44 per 1000 |
| Next 5,000 Gallons | \$ 2.56 per 1000 |
| Next 30,000 Gallons | \$ 1.83 per 1000 |
| Next 50,000 Gallons | \$ 1.46 per 1000 |
| Next 400,000 Gallons | \$ 1.28 per 1000 |
| All over 500,000 Gallons | \$ 1.15 per 1000 |

For all water furnished by the City of Franklin to consumers outside the corporate limits of the City of Franklin, the rate charged is 170% of the rate charged to customers within the corporation limits.

The sewer service charge is 85% of the water rate. A state sewer fee of the sewer service charge is charged to the customer.

Tapping Fees

| | |
|---------------------|--|
| Water and Sewer: | |
| Within City Limits | Minimum \$900 per single family unit |
| Outside City Limits | Minimum \$1,000 per single family unit |

Installation Charge:

| <u>Water:</u> | <u>Complete Installation</u> | <u>Installation of Meter and Meter Box Only</u> |
|-------------------|------------------------------|---|
| <u>Meter Size</u> | | |
| 5/8" | \$ 200 | \$ 50 |
| 1" | 300 | 125 |
| 1-1/2" | 450 | 250 |
| 2" | 950 | 700 |

CITY OF FRANKLIN, TENNESSEE

Utility Statistical Data, Continued

For the Year Ended June 30, 1996

Sewer

| <u>Customer Type (All Customers)</u> | <u>Complete Installation</u> | <u>Location of Existing Tap Only</u> |
|--|----------------------------------|--|
| 4" Sewer service | \$ 200 | \$ 50 |
| 6" Sewer service | 250 | 50 |

Access Fees

| | |
|-------|--------------------------------------|
| Water | Minimum \$600 per single family unit |
| Sewer | Minimum \$600 per single family unit |

Water Distribution System

| | |
|-----------------------------|--------------------|
| Water Lines | 193.8 miles |
| Number of Fire Hydrants | 1,103 |
| Storage Capacity in gallons | 10,450,000 gallons |
| Average Daily usage | 4,206,978 gallons |

Collection System

| | |
|----------------------|-------------|
| Sanitary Sewer Mains | 161.7 miles |
|----------------------|-------------|

CITY OF FRANKLIN, TENNESSEE

Utility Statistical Data

For the Year Ended June 30, 1997

| <u>Service</u> | <u>No. Customers</u> | <u>Fees</u> |
|----------------|----------------------|--------------|
| Water | 11,938 | \$ 3,325,987 |
| Sewer | 9,695 | 2,607,139 |

Water Rates Within the City Limits

| | |
|--------------------------|------------------------|
| First 1,500 Gallons | \$ 3.92 (Minimum bill) |
| Next 3,500 Gallons | \$ 2.25 per 1000 |
| Next 5,000 Gallons | \$ 2.32 per 1000 |
| Next 5,000 Gallons | \$ 2.44 per 1000 |
| Next 5,000 Gallons | \$ 2.56 per 1000 |
| Next 30,000 Gallons | \$ 1.83 per 1000 |
| Next 50,000 Gallons | \$ 1.46 per 1000 |
| Next 400,000 Gallons | \$ 1.28 per 1000 |
| All over 500,000 Gallons | \$ 1.15 per 1000 |

For all water furnished by the City of Franklin to consumers outside the corporate limits of the City of Franklin, the rate charged is 170% of the rate charged to customers within the corporation limits.

The sewer service charge is 85% of the water rate. A state sewer fee of the sewer service charge of 5% is charged to the customer.

Tapping Fees

| | |
|---------------------|--|
| Water and Sewer: | |
| Within City Limits | Minimum \$900 per single family unit |
| Outside City Limits | Minimum \$1,000 per single family unit |

Installation Charge:

| <u>Water:</u> | <u>Complete Installation</u> | <u>Installation of Meter and Meter Box Only</u> |
|-------------------|------------------------------|---|
| <u>Meter Size</u> | | |
| 5/8" | \$ 200 | \$ 50 |
| 1" | 300 | 125 |
| 1-1/2" | 450 | 250 |
| 2" | 950 | 700 |

CITY OF FRANKLIN, TENNESSEE

Utility Statistical Data, Continued

For the Year Ended June 30, 1997

| <u>Sewer</u> | <u>Complete Installation</u> | <u>Location of Existing Tap Only</u> |
|----------------------------------|----------------------------------|--|
| Customer Type (All Customers) | | |
| 4" Sewer service | \$ 200 | \$ 50 |
| 6" Sewer service | 250 | 50 |

Access Fees

| | |
|-------|--------------------------------------|
| Water | Minimum \$600 per single family unit |
| Sewer | Minimum \$600 per single family unit |

Water Distribution System

| | |
|-----------------------------|-------------------|
| Water Lines | 198 miles |
| Number of Fire Hydrants | 1,133 |
| Storage Capacity in gallons | 8,000,000 gallons |
| Average Daily usage | 5,079,230 gallons |

Collection System

| | |
|----------------------|-------------|
| Sanitary Sewer Mains | 170.7 miles |
|----------------------|-------------|

CITY OF FRANKLIN, TENNESSEE

Utility Statistical Data

For the Year Ended June 30, 1998

| <u>Service</u> | <u>No. Customers</u> | <u>Fees</u> |
|----------------|----------------------|--------------|
| Water | 12,907 | \$ 3,588,217 |
| Sewer | 9,695 | 2,830,497 |

Water Rates Within the City Limits

| | |
|--------------------------|------------------------|
| First 1,500 Gallons | \$ 3.92 (Minimum bill) |
| Next 3,500 Gallons | \$ 2.25 per 1000 |
| Next 5,000 Gallons | \$ 2.32 per 1000 |
| Next 5,000 Gallons | \$ 2.44 per 1000 |
| Next 5,000 Gallons | \$ 2.56 per 1000 |
| Next 30,000 Gallons | \$ 1.83 per 1000 |
| Next 50,000 Gallons | \$ 1.46 per 1000 |
| Next 400,000 Gallons | \$ 1.28 per 1000 |
| All over 500,000 Gallons | \$ 1.15 per 1000 |

For all water furnished by the City of Franklin to consumers outside the corporate limits of the City of Franklin, the rate charged is 170% of the rate charged to customers within the corporation limits.

The sewer service charge is 85% of the water rate. A state sewer fee of the sewer service charge of 5% is charged to the customer.

Tapping Fees

| | |
|---------------------|--|
| Water and Sewer: | |
| Within City Limits | Minimum \$900 per single family unit |
| Outside City Limits | Minimum \$1,000 per single family unit |

Installation Charge:

| <u>Water:</u> | <u>Complete Installation</u> | <u>Installation of Meter and Meter Box Only</u> |
|-------------------|------------------------------|---|
| <u>Meter Size</u> | | |
| 5/8" | \$ 200 | \$ 50 |
| 1" | 300 | 125 |
| 1-1/2" | 450 | 250 |
| 2" | 950 | 700 |

CITY OF FRANKLIN, TENNESSEE

Utility Statistical Data, Continued

For the Year Ended June 30, 1998

Sewer

| <u>Customer Type (All Customers)</u> | <u>Complete Installation</u> | <u>Location of Existing Tap Only</u> |
|--|----------------------------------|--|
| 4" Sewer service | \$ 200 | \$ 50 |
| 6" Sewer service | 250 | 50 |

Access Fees

| | |
|-------|--------------------------------------|
| Water | Minimum \$600 per single family unit |
| Sewer | Minimum \$600 per single family unit |

Water Distribution System

| | |
|-----------------------------|--------------------|
| Water Lines | 208.6 miles |
| Number of Fire Hydrants | 1,283 |
| Storage Capacity in gallons | 10,000,000 gallons |
| Average Daily usage | 4,993,027 gallons |

Collection System

| | |
|----------------------|-------------|
| Sanitary Sewer Mains | 184.5 miles |
|----------------------|-------------|

CITY OF FRANKLIN, TENNESSEE

Utility Statistical Data

For the Year Ended June 30, 1999

| <u>Service</u> | <u>No. Customers</u> | <u>Fees</u> |
|----------------|----------------------|--------------|
| Water | 13,642 | \$ 4,024,311 |
| Sewer | 11,309 | 3,252,932 |

Water Rates Within the City Limits

| | |
|--------------------------|------------------------|
| First 1,500 Gallons | \$ 3.92 (Minimum bill) |
| Next 3,500 Gallons | \$ 2.25 per 1000 |
| Next 5,000 Gallons | \$ 2.32 per 1000 |
| Next 5,000 Gallons | \$ 2.44 per 1000 |
| Next 5,000 Gallons | \$ 2.56 per 1000 |
| Next 30,000 Gallons | \$ 1.83 per 1000 |
| Next 50,000 Gallons | \$ 1.46 per 1000 |
| Next 400,000 Gallons | \$ 1.28 per 1000 |
| All over 500,000 Gallons | \$ 1.15 per 1000 |

For all water furnished by the City of Franklin to consumers outside the corporate limits of the City of Franklin, the rate charged is 170% of the rate charged to customers within the corporation limits.

The sewer service charge is 85% of the water rate. A state sewer fee of the sewer service charge of 5% is charged to the customer.

Tapping Fees

| | |
|---------------------|--|
| Water and Sewer: | |
| Within City Limits | Minimum \$900 per single family unit |
| Outside City Limits | Minimum \$1,000 per single family unit |

Installation Charge:

| <u>Water:</u> | <u>Complete Installation</u> | <u>Installation of Meter and Meter Box Only</u> |
|-------------------|------------------------------|---|
| <u>Meter Size</u> | | |
| 5/8" | \$ 200 | \$ 50 |
| 1" | 500 | 125 |
| 1-1/2" | 650 | 250 |
| 2" | 1500 | 700 |

CITY OF FRANKLIN, TENNESSEE

Utility Statistical Data, Continued

For the Year Ended June 30, 1999

Sewer

Customer Type
(All Customers)

Complete
Installation

Location of
Existing Tap Only

4" Sewer service
6" Sewer service

\$ 200
250

\$ 50
50

Access Fees

Water
Sewer

Minimum \$600 per single family unit
Minimum \$600 per single family unit

Water Distribution System

Water Lines
Number of Fire Hydrants
Storage Capacity in gallons
Average Daily usage

220.5 miles
1,314
10,000,000 gallons
5,678,847 gallons

Collection System

Sanitary Sewer Mains

196.6 miles

CITY OF FRANKLIN, TENNESSEE

Utility Statistical Data

For the Year Ended June 30, 2000

| <u>Service</u> | <u>No. Customers</u> | <u>Fees</u> |
|----------------|----------------------|--------------|
| Water | 14,134 | \$ 4,168,777 |
| Sewer | 11,759 | 3,565,887 |

Water Rates Within the City Limits

| | |
|--------------------------|------------------------|
| First 1,500 Gallons | \$ 3.92 (Minimum bill) |
| Next 3,500 Gallons | \$ 2.25 per 1000 |
| Next 5,000 Gallons | \$ 2.32 per 1000 |
| Next 5,000 Gallons | \$ 2.44 per 1000 |
| Next 5,000 Gallons | \$ 2.56 per 1000 |
| Next 30,000 Gallons | \$ 1.83 per 1000 |
| Next 50,000 Gallons | \$ 1.46 per 1000 |
| Next 400,000 Gallons | \$ 1.28 per 1000 |
| All over 500,000 Gallons | \$ 1.15 per 1000 |

For all water furnished by the City of Franklin to consumers outside the corporate limits of the City of Franklin, the rate charged is 170% of the rate charged to customers within the corporation limits.

The sewer service charge is 85% of the water rate. A state sewer fee of the sewer service charge of 5% is charged to the customer.

Tapping Fees

| | |
|---------------------|--|
| Water and Sewer: | |
| Within City Limits | Minimum \$900 per single family unit |
| Outside City Limits | Minimum \$1,000 per single family unit |

Installation Charge:

| <u>Meter Size</u> | <u>Complete Installation</u> | <u>Installation of Meter and Meter Box Only</u> |
|-------------------|------------------------------|---|
| 5/8" | \$ 200 | \$ 50 |
| 1" | 500 | 125 |
| 1-1/2" | 650 | 250 |
| 2" | 1500 | 700 |

CITY OF FRANKLIN, TENNESSEE

Utility Statistical Data, Continued

For the Year Ended June 30, 2000

Sewer

| <u>Customer Type (All Customers)</u> | <u>Complete Installation</u> | <u>Location of Existing Tap Only</u> |
|--|----------------------------------|--|
| 4" Sewer service | \$ 200 | \$ 50 |
| 6" Sewer service | 250 | 50 |

Access Fees

| | |
|-------|--------------------------------------|
| Water | Minimum \$600 per single family unit |
| Sewer | Minimum \$600 per single family unit |

Water Distribution System

| | |
|-----------------------------|--------------------|
| Water Lines | 231.2 miles |
| Number of Fire Hydrants | 1,572 |
| Storage Capacity in gallons | 10,000,000 gallons |
| Average Daily usage | 6,072,292 gallons |

Collection System

| | |
|----------------------|-------------|
| Sanitary Sewer Mains | 205.4 miles |
|----------------------|-------------|

CITY OF FRANKLIN, TENNESSEE

Utility Statistical Data

For the Year Ended June 30, 2001

| <u>Service</u> | <u>No. Customers</u> | <u>Fees</u> |
|----------------|----------------------|--------------|
| Water | 14,281 | \$ 5,349,062 |
| Sewer | 11,759 | 4,746,629 |

| <u>Gallons</u> | <u>Inside Ciy Limits</u> | <u>Outside City Limits</u> |
|-----------------------------|--------------------------|----------------------------|
| <u>Residential Rates</u> | <u>Per 1,000 gallons</u> | <u>Per 1,000 gallons</u> |
| First 10,000 | \$ 3.10 | \$ 5.30 |
| Over 10,000 | 2.50 | 4.25 |
| <u>Commercial Rates</u> | | |
| First 10,000 | 3.85 | 6.55 |
| Over 10,000 | 2.85 | 4.70 |

A minimum bill of 1,000 gallons per customer shall be levied.

For all water furnished by the City of Franklin to consumers outside the corporate limits of the City of Franklin, the rate charged is 170% of the rate charged to customers within the corporation limits.

The sewer service charge is 85% of the water rate. A state sewer fee of the sewer service charge of 5% is charged to the customer.

To the sewer service charge shall be added the state sewer fee, which is 5% of the sewer service charge.

Tapping Fees

| | |
|---------------------|--|
| Water and Sewer: | |
| Within City Limits | Minimum \$900 per single family unit |
| Outside City Limits | Minimum \$1,000 per single family unit |

Installation Charge:

Water:

| <u>Meter Size</u> | <u>Complete Installation</u> | <u>Installation of Meter and Meter Box Only</u> |
|-------------------|------------------------------|---|
| 5/8" | \$ 200 | \$ 50 |
| 1" | 500 | 125 |
| 1-1/2" | 650 | 250 |
| 2" | 1500 | 700 |

CITY OF FRANKLIN, TENNESSEE

Utility Statistical Data, Continued

For the Year Ended June 30, 2001

| <u>Sewer</u> | <u>Complete Installation</u> | <u>Location of Existing Tap Only</u> |
|--------------------------------------|------------------------------|--------------------------------------|
| <u>Customer Type (All Customers)</u> | | |
| 4" Sewer service | \$ 200 | \$ 50 |
| 6" Sewer service | 250 | 50 |

Access Fees

Water Minimum \$600 per single family unit
 Sewer Minimum \$600 per single family unit

Water Distribution System

| | |
|-----------------------------|--------------------|
| Water Lines | 294.5 miles |
| Number of Fire Hydrants | 1,576 |
| Storage Capacity in gallons | 10,000,000 gallons |
| Average Daily usage | 6,502,092 gallons |

Collection System

| | |
|----------------------|-------------|
| Sanitary Sewer Mains | 214.2 miles |
|----------------------|-------------|

CITY OF FRANKLIN, TENNESSEE

Utility Statistical Data

For the Year Ended June 30, 2002

| <u>Service</u> | <u>No. Customers</u> | <u>Fees</u> |
|----------------|----------------------|--------------|
| Water | 14,693 | \$ 5,523,291 |
| Sewer | 12,301 | 5,163,115 |

| <u>Gallons</u> | <u>Inside City Limits Per 1,000 gallons</u> | <u>Outside City Limits Per 1,000 gallons</u> |
|--------------------------|---|--|
| <u>Residential Rates</u> | | |
| First 10,000 | \$ 3.10 | \$ 5.27 |
| Over 10,000 | 2.50 | 4.25 |
| <u>Commercial Rates</u> | | |
| First 10,000 | 3.85 | 6.55 |
| Over 10,000 | 2.85 | 4.85 |

A minimum bill of 1,000 gallons per customer shall be levied.

For all water furnished by the City of Franklin to consumers outside the corporate limits of the City of Franklin, the rate charged is 170% of the rate charged to customers within the corporation limits.

The sewer service charge is 85% of the water rate. A state sewer fee of the sewer service charge of 5% is charged to the customer.

To the sewer service charge shall be added the state sewer fee, which is 5% of the sewer service charge.

Tapping Fees

| <u>Meter Size</u> | <u>Water Tap Fee</u> | <u>Sewer Tap Fee</u> |
|-------------------|--------------------------|--------------------------|
| 3/4" | \$ 405 | \$1,470 |
| 1" | 1,620 | 5,880 |
| 1-1/2" | 3,888 | 14,112 |
| 2" | 5,184 | 18,816 |
| 3" | 11,340 | 41,160 |
| 4" | 16,200 | 58,800 |
| 6" | 38,880 | 141,120 |
| 8" | 48,600 | 176,400 |

Installation Charges

| <u>Water:</u> <u>Meter Size</u> | <u>Complete Installation</u> | <u>Installation of meter and meter box only</u> |
|------------------------------------|----------------------------------|---|
| 3/4" | \$ 720 | \$ 300 |
| 1" | 854 | 356 |
| 1-1/2" | 1,375 | 625 |
| 2" | 2,117 | 1,297 |
| 3" | 3,480 | 1,506 |
| 4" | 5,230 | 2,541 |
| 6" | 7,035 | 4,498 |
| 8" | 13,438 | 9,803 |
| <u>Sewer:</u> All customers | \$1,180 | \$250 |

CITY OF FRANKLIN, TENNESSEE

Utility Statistical Data, Continued

For the Year Ended June 30, 2002

Access Fees

Meter Size

Water Access Fee

Sewer Access Fee

| | | |
|--------|--------|--------|
| 3/4" | \$ 780 | \$ 625 |
| 1" | 3,120 | 2,500 |
| 1-1/2" | 7,488 | 6,000 |
| 2" | 9,984 | 8,000 |
| 3" | 21,840 | 17,500 |
| 4" | 31,200 | 25,000 |
| 6" | 74,880 | 60,000 |
| 8" | 93,600 | 75,000 |

Water Distribution System

| | |
|-----------------------------|--------------------|
| Water Lines | 297.7 miles |
| Number of Fire Hydrants | 1,608 |
| Storage Capacity in gallons | 10,000,000 gallons |
| Average Daily usage | 5,619,549 gallons |

Collection System

| | |
|----------------------|-------------|
| Sanitary Sewer Mains | 218.3 miles |
|----------------------|-------------|

CITY OF FRANKLIN, TENNESSEE

Utility Statistical Data

For the Year Ended June 30, 2003

| <u>Service</u> | <u>No. Customers</u> | <u>Fees</u> |
|----------------|----------------------|--------------|
| Water | 15,105 | \$ 5,754,928 |
| Sewer | 15,851 | 5,450,991 |

| <u>Gallons</u> | <u>Inside Ciy Limits</u> | <u>Outside City Limits</u> |
|--------------------------|--------------------------|----------------------------|
| | <u>Per 1,000 gallons</u> | <u>Per 1,000 gallons</u> |
| <u>Residential Rates</u> | | |
| First 10,000 | \$ 3.10 | \$ 5.30 |
| Over 10,000 | 2.50 | 4.25 |
| <u>Commercial Rates</u> | | |
| First 10,000 | 3.85 | 6.55 |
| Over 10,000 | 2.85 | 4.70 |

A minimum bill of 1,000 gallons per customer shall be levied.

For all water furnished by the City of Franklin to consumers outside the corporate limits of the City of Franklin, the rate charged is 170% of the rate charged to customers within the corporation limits.

The sewer service charge is 85% of the water rate. A state sewer fee of 5% of the sewer service charge is charged to the customer.

To the sewer service charge shall be added the state sewer fee, which is 5% of the sewer service charge.

Tapping Fees

| <u>Meter Size</u> | <u>Water Tap Fee</u> | <u>Sewer Tap Fee</u> |
|-------------------|----------------------|----------------------|
| 3/4" | \$ 405 | \$1,470 |
| 1" | 1,620 | 5,880 |
| 1-1/2" | 3,888 | 14,112 |
| 2" | 5,184 | 18,816 |
| 3" | 11,340 | 41,160 |
| 4" | 16,200 | 58,800 |
| 6" | 38,880 | 141,120 |
| 8" | 48,600 | 176,400 |

Installation Charges

| <u>Water:</u> | <u>Complete Installation</u> | <u>Installation of meter and meter box only</u> |
|-------------------|------------------------------|---|
| <u>Meter Size</u> | | |
| 3/4" | \$ 720 | \$ 300 |
| 1" | 854 | 356 |
| 1-1/2" | 1,375 | 625 |
| 2" | 2,117 | 1,297 |
| 3" | 3,480 | 1,506 |
| 4" | 5,230 | 2,541 |
| 6" | 7,035 | 4,498 |
| 8" | 13,438 | 9,803 |
| <u>Sewer:</u> | | |
| All customers | \$1,180 | \$250 |

CITY OF FRANKLIN, TENNESSEE

Utility Statistical Data, Continued

For the Year Ended June 30, 2003

Access Fees

Meter Size

3/4"
1"
1-1/2"
2"
3"
4"
6"
8"

Water Access Fee

\$ 780
3,120
7,488
9,984
21,840
31,200
74,880
93,600

Sewer Access Fee

\$ 995
3,980
9,552
12,736
27,860
39,800
95,520
119,400

Water Distribution System

Water Lines
Number of Fire Hydrants
Storage Capacity in gallons
Average Daily usage

298 miles
1,953
10,000,000 gallons
6,100,548 gallons

Collection System

Sanitary Sewer Mains

218.8 miles

CITY OF FRANKLIN, TENNESSEE

Utility Statistical Data

For the Year Ended June 30, 2004

| <u>Service</u> | <u>No. Customers</u> | <u>Fees</u> |
|----------------|----------------------|--------------|
| Water | 15,474 | \$ 5,797,049 |
| Sewer | 16,519 | 5,376,910 |

| <u>Gallons</u> | <u>Inside Ciy Limits Per 1,000 gallons</u> | <u>Outside City Limits Per 1,000 gallons</u> |
|--------------------------|--|--|
| <u>Residential Rates</u> | | |
| First 10,000 | \$ 3.10 | \$ 5.30 |
| Over 10,000 | 2.50 | 4.25 |
| <u>Commercial Rates</u> | | |
| First 10,000 | 3.85 | 6.55 |
| Over 10,000 | 2.85 | 4.70 |

A minimum bill of 1,000 gallons per customer shall be levied.

For all water furnished by the City of Franklin to consumers outside the corporate limits of the City of Franklin, the rate charged is 170% of the rate charged to customers within the corporation limits.

The sewer service charge is 85% of the water rate. A state sewer fee of 5% of the sewer service charge is charged to the customer.

Tapping Fees

| <u>Meter Size</u> | <u>Water Tap Fee</u> | <u>Sewer Tap Fee</u> |
|-------------------|--------------------------|--------------------------|
| 3/4" | \$ 405 | \$1,470 |
| 1" | 1,620 | 5,880 |
| 1-1/2" | 3,888 | 14,112 |
| 2" | 5,184 | 18,816 |
| 3" | 11,340 | 41,160 |
| 4" | 16,200 | 58,800 |
| 6" | 38,880 | 141,120 |
| 8" | 48,600 | 176,400 |

Installation Charges

| <u>Water: Meter Size</u> | <u>Complete Installation</u> | <u>Installation of meter and meter box only</u> |
|------------------------------|----------------------------------|---|
| 3/4" | \$ 720 | \$ 300 |
| 1" | 854 | 356 |
| 1-1/2" | 1,375 | 625 |
| 2" | 2,117 | 1,297 |
| 3" | 3,480 | 1,506 |
| 4" | 5,230 | 2,541 |
| 6" | 7,035 | 4,498 |
| 8" | 13,438 | 9,803 |

CITY OF FRANKLIN, TENNESSEE

Utility Statistical Data, Continued

For the Year Ended June 30, 2004

Access Fees

Meter Size

3/4"
1"
1-1/2"
2"
3"
4"
6"
8"

Water Access Fee

\$ 780
3,120
7,488
9,984
21,840
31,200
74,880
93,600

Sewer Access Fee

\$ 995
3,980
9,552
12,736
27,860
39,800
95,520
119,400

Water Distribution System

Water Lines
Number of Fire Hydrants
Storage Capacity in gallons
Average Daily usage

300.1 miles
1,975
10,000,000 gallons
5,797,010 gallons

Collection System

Sanitary Sewer Mains

222.9 miles

CITY OF FRANKLIN, TENNESSEE

Utility Statistical Data

For the Year Ended June 30, 2005

| <u>Service</u> | <u>No. Customers</u> | | <u>Fees</u> |
|--------------------------|---------------------------|----------------------------|--------------|
| Water | 15,474 | 16,127 - 168 | \$ 5,628,776 |
| Sewer | 15,793 | 14,056 - 487 - 25 | 5,198,057 |
| | | 9 4,242 | |
| | <u>Inside City Limits</u> | <u>Outside City Limits</u> | |
| | <u>Per 1,000 gallons</u> | <u>Per 1,000 gallons</u> | |
| <u>Gallons</u> | | | |
| <u>Residential Rates</u> | | | |
| First 10,000 | \$ 3.10 | \$ 5.30 | |
| Over 10,000 | 2.50 | 4.25 | |
| <u>Commercial Rates</u> | | | |
| First 10,000 | 3.85 | 6.55 | |
| Over 10,000 | 2.85 | 4.70 | |

A minimum bill of 1,000 gallons per customer shall be levied.

For all water furnished by the City of Franklin to consumers outside the corporate limits of the City of Franklin, the rate charged is 170% of the rate charged to customers within the corporation limits.

The sewer service charge is 85% of the water rate.

Tapping Fees

| <u>Meter Size</u> | <u>Water Tap Fee</u> | <u>Sewer Tap Fee</u> |
|-------------------|----------------------|----------------------|
| 3/4" | \$ 405 | \$1,470 |
| 1" | 1,620 | 5,880 |
| 1-1/2" | 3,888 | 14,112 |
| 2" | 5,184 | 18,816 |
| 3" | 11,340 | 41,160 |
| 4" | 16,200 | 58,800 |
| 6" | 38,880 | 141,120 |
| 8" | 48,600 | 176,400 |

Installation Charges

| <u>Water:</u> <u>Meter Size</u> | <u>Complete Installation</u> | <u>Installation of meter and meter box only</u> |
|------------------------------------|------------------------------|---|
| 3/4" | \$ 720 | \$ 300 |
| 1" | 854 | 356 |
| 1-1/2" | 1,375 | 625 |
| 2" | 2,117 | 1,297 |
| 3" | 3,480 | 1,506 |
| 4" | 5,230 | 2,541 |
| 6" | 7,035 | 4,498 |
| 8" | 13,438 | 9,803 |

CITY OF FRANKLIN, TENNESSEE

Utility Statistical Data, Continued

For the Year Ended June 30, 2005

Access Fees

| <u>Meter Size</u> | <u>Water Access Fee</u> | <u>Sewer Access Fee</u> |
|-------------------|-------------------------|-------------------------|
| 3/4" | \$ 780 | \$ 995 |
| 1" | 3,120 | 3,980 |
| 1-1/2" | 7,488 | 9,552 |
| 2" | 9,984 | 12,736 |
| 3" | 21,840 | 27,860 |
| 4" | 31,200 | 39,800 |
| 6" | 74,880 | 95,520 |
| 8" | 93,600 | 119,400 |

Water Distribution System

| | |
|-----------------------------|--------------------|
| Water Lines | 300.7 miles |
| Number of Fire Hydrants | 1,981 |
| Storage Capacity in gallons | 10,000,000 gallons |
| Average Daily usage | 4,529,169 gallons |

Collection System

| | |
|----------------------|-------------|
| Sanitary Sewer Mains | 226.5 miles |
|----------------------|-------------|

CITY OF FRANKLIN, TENNESSEE

Schedule of Utility Rates, Fees and Other Information - Unaudited

For the Year Ended June 30, 2006

| <u>Service</u> | <u>No. Customers</u> | <u>Fees</u> |
|----------------|----------------------|-------------|
| Water | 16,127 | \$6,389,237 |
| Sewer | 18,385 | 5,662,105 |

| <u>Gallons</u> | <u>Inside City Limits</u> | <u>Outside City Limits</u> |
|--------------------------|---------------------------|----------------------------|
| | <u>Per 1,000 gallons</u> | <u>Per 1,000 gallons</u> |
| <u>Residential Rates</u> | | |
| First 10,000 | \$ 3.16 | \$ 5.41 |
| Over 10,000 | 2.55 | 4.34 |
| <u>Commercial Rates</u> | | |
| First 10,000 | 3.93 | 6.68 |
| Over 10,000 | 2.91 | 4.79 |

A minimum bill of 1,000 gallons per customer shall be levied.

For all water furnished by the City of Franklin to consumers outside the corporate limits of the City of Franklin, the rate charged is 170% of the rate charged to customers within the corporation limits.

The sewer service charge is 85% of the water rate.

Tapping Fees

| <u>Meter Size</u> | <u>Water Tap Fee</u> | <u>Sewer Tap Fee</u> |
|-------------------|----------------------|----------------------|
| 3/4" | \$ 860 | \$1,375 |
| 1" | 3,440 | 5,500 |
| 1-1/2" | 8,256 | 13,200 |
| 2" | 11,008 | 17,600 |
| 3" | 24,080 | 38,500 |
| 4" | 34,400 | 55,000 |
| 6" | 82,560 | 132,000 |
| 8" | 103,200 | 165,000 |

Installation Charges

| <u>Water:</u> <u>Meter Size</u> | <u>Complete Installation</u> | <u>Installation of meter and meter box only</u> |
|------------------------------------|------------------------------|---|
| 3/4" | \$ 720 | \$ 300 |
| 1" | 854 | 356 |
| 1-1/2" | 1,375 | 625 |
| 2" | 2,117 | 1,297 |
| 3" | 3,480 | 1,506 |
| 4" | 5,230 | 2,541 |
| 6" | 7,035 | 4,498 |
| 8" | 13,438 | 9,803 |

CITY OF FRANKLIN, TENNESSEE

Schedule of Utility Rates, Fees and Other Information (Continued) - Unaudited

For the Year Ended June 30, 2006

Access Fees

Meter Size

Water Access Fee

Sewer Access Fee

3/4"
1"
1-1/2"
2"
3"
4"
6"
8"

\$ 1,130
4,520
10,848
14,464
31,640
45,200
108,480
135,600

\$ 2,000
8,000
19,200
25,600
56,000
80,000
192,000
240,000

CITY OF FRANKLIN, TENNESSEE
SCHEDULE OF UTILITY RATES, FEES AND OTHER INFORMATION - UNAUDITED
FOR THE YEAR ENDED JUNE 30, 2007

| <u>Service</u> | <u>Number of Customers</u> | <u>Fees</u> | |
|---------------------------|---|-------------|--|
| Water | 16,293 | \$ | 6,114,257 |
| Sewer | 19,078 | \$ | 6,432,923 |
| Residential Rates: | | | |
| Gallons | <u>Inside City Limits per 1,000 gallons</u> | | <u>Outside City Limits per 1,000 gallons</u> |
| First 10,000 | \$ 3.22 | \$ | 5.52 |
| Over 10,000 | 2.60 | | 4.43 |
| Commercial Rates: | | | |
| Gallons | | | |
| First 10,000 | 4.01 | | 6.81 |
| Over 10,000 | 2.97 | | 4.89 |

A minimum charge of 1,000 gallons per customer shall be levied.

For all water furnished by the City of Franklin to consumers outside the corporate limits of the City of Franklin, the rate charged is approximately 171% of the rate charged to customers within the corporation limits.

The sewer service charge is approximately 95% of the water rate.

D R A F T

Tapping Fees:

| <u>Meter Size</u> | <u>Water Tap Fee</u> | <u>Sewer Tap Fee</u> |
|-------------------|----------------------|----------------------|
| 3/4" | \$ 860 | \$ 1,375 |
| 1" | 3,440 | 5,500 |
| 1-1/2" | 8,256 | 13,200 |
| 2" | 11,008 | 17,600 |
| 3" | 24,080 | 38,500 |
| 4" | 34,400 | 55,000 |
| 6" | 82,560 | 132,000 |
| 8" | 103,200 | 165,000 |

Installation Charges:

| <u>Water Meter Size</u> | <u>Complete Installation</u> | <u>Installation of meter box only</u> |
|-----------------------------|------------------------------|---|
| 3/4" | \$ 720 | \$ 300 |
| 1" | 854 | 356 |
| 1-1/2" | 1,375 | 625 |
| 2" | 2,117 | 1,297 |
| 3" | 3,480 | 1,506 |
| 4" | 5,230 | 2,541 |
| 6" | 7,035 | 4,498 |
| 8" | 13,438 | 9,803 |

CITY OF FRANKLIN, TENNESSEE
SCHEDULE OF UTILITY RATES, FEES AND OTHER INFORMATION - UNAUDITED (Cont.)
FOR THE YEAR ENDED JUNE 30, 2007

| Access Fees | | | |
|-------------------|----|-------------------------|-------------------------|
| <u>Meter Size</u> | | <u>Water Access Fee</u> | <u>Sewer Access Fee</u> |
| 3/4" | \$ | 1,130 | \$ 2,000 |
| 1" | | 4,520 | 8,000 |
| 1-1/2" | | 10,848 | 19,200 |
| 2" | | 14,464 | 25,600 |
| 3" | | 31,640 | 56,000 |
| 4" | | 45,200 | 80,000 |
| 6" | | 108,480 | 192,000 |
| 8" | | 135,600 | 240,000 |

DRAFT

CITY OF FRANKLIN, TENNESSEE
SCHEDULE OF UTILITY RATES, FEES AND OTHER INFORMATION
FOR THE YEAR ENDED JUNE 30, 2008

Utility Services

| <u>Service:</u> | <u>Number of Customers</u> | <u>Fees</u> |
|-----------------|--------------------------------|--------------|
| Water | 16,363 | \$ 6,101,227 |
| Sewer | 14,499 | 6,970,092 |
| Reclaimed | 28 | 201,956 |

Utility Rates**Water Residential Rates:**

| <u>Gallons</u> | <u>Inside City Limits</u> | <u>Outside City Limits</u> |
|----------------------|---------------------------|----------------------------|
| First 1,000 Gallons | \$ 5.22 | \$ 8.22 |
| Next 9,000 Gallons | 3.54 | 5.52 |
| Next 15,000 Gallons | 4.43 | 6.07 |
| All Additional Usage | 5.31 | 6.62 |

Water Commercial Rates:

| <u>Gallons</u> | <u>Inside City Limits</u> | <u>Outside City Limits</u> |
|----------------------|---------------------------|----------------------------|
| First 1,000 Gallons | \$ 8.01 | \$ 9.81 |
| Next 9,000 Gallons | 3.60 | 5.60 |
| Next 15,000 Gallons | 3.60 | 5.60 |
| All Additional Usage | 3.60 | 5.60 |

Sewer Residential Rates:

| <u>Gallons</u> | <u>Inside City Limits</u> | <u>Outside City Limits</u> |
|---------------------|---------------------------|----------------------------|
| First 1,000 Gallons | \$ 7.05 | \$ 8.21 |
| Next 14,000 Gallons | 3.36 | 5.47 |
| Over 15,000 Gallons | 2.52 | 4.22 |

Sewer Commercial Rates:

| <u>Gallons</u> | <u>Inside City Limits</u> | <u>Outside City Limits</u> |
|---------------------|---------------------------|----------------------------|
| First 1,000 Gallons | \$ 10.00 | \$ 12.00 |
| Next 14,000 Gallons | 4.17 | 6.76 |
| Over 15,000 Gallons | 3.13 | 4.77 |

Rates above were effective March 1, 2008. A minimum bill of 1,000 gallons per customer is levied.

Other Utility Fees

| <u>Tap Fees:</u> | <u>Water Tap Fee</u> | <u>Sewer Tap Fee</u> |
|-------------------|----------------------|----------------------|
| <u>Meter Size</u> | | |
| 3/4" | \$ 903 | \$ 1,444 |
| 1" | 3,612 | 5,775 |
| 1-1/2" | 8,619 | 13,860 |
| 2" | 11,558 | 18,480 |
| 3" | 25,284 | 40,425 |
| 4" | 36,120 | 57,750 |
| 6" | 86,688 | 138,600 |
| 8" | 108,360 | 173,250 |

(Continued)

CITY OF FRANKLIN, TENNESSEE
SCHEDULE OF UTILITY RATES, FEES AND OTHER INFORMATION (Cont.)
 FOR THE YEAR ENDED JUNE 30, 2008

Other Utility Fees (continued)

Installation Charges:

| Water Meter Size | Tap Already Made | Tap Not Made |
|---------------------|------------------|--------------|
| 3/4" | \$ 315 | \$ 756 |
| 1" | 374 | 897 |
| 1-1/2" | 656 | 1,444 |
| 2" | 1,362 | 2,223 |
| 3" | 1,581 | 3,654 |
| 4" | 2,668 | 5,492 |
| 6" | 4,723 | 7,387 |
| 8" | 10,293 | 14,110 |

| Sewer Meter Size | Tap Already Made | Tap Not Made |
|---------------------|------------------|--------------|
| 3/4" | \$ 263 | \$ 1,240 |
| 1" | 263 | 1,240 |
| 1-1/2" | 263 | 1,240 |
| 2" | 263 | 1,240 |
| 3" | 263 | 1,240 |
| 4" | 263 | 1,240 |
| 6" | 263 | 1,240 |
| 8" | 263 | 1,240 |

Access Fees:

| Meter Size | Water Access Fee | Sewer Access Fee |
|------------|------------------|------------------|
| 3/4" | \$ 1,186 | \$ 2,100 |
| 1" | 4,746 | 8,400 |
| 1-1/2" | 11,390 | 20,160 |
| 2" | 15,187 | 26,880 |
| 3" | 33,222 | 58,800 |
| 4" | 47,460 | 84,000 |
| 6" | 113,904 | 201,600 |
| 8" | 142,380 | 252,000 |

Irrigation:

| Meter Size | Irrigation Meter | Reclaimed Disposal Fee |
|------------|------------------|------------------------|
| 3/4" | \$ 3,150 | \$ 450 |
| 1" | 4,725 | 1,800 |
| 1-1/2" | 6,300 | 4,320 |
| 2" | 7,875 | 5,760 |
| 3" | 9,450 | 12,600 |
| 4" | 11,025 | 18,000 |
| 6" | 12,600 | 43,200 |
| 8" | 14,175 | 54,000 |

CITY OF FRANKLIN, TENNESSEE
SCHEDULE OF UTILITY RATES, FEES AND OTHER INFORMATION
 FOR THE YEAR ENDED JUNE 30, 2009

Utility Services

| Service: | Number of Customers | Fees |
|-----------|------------------------|--------------|
| Water | 16,756 | \$ 6,970,631 |
| Sewer | 18,291 | 8,731,870 |
| Reclaimed | 37 | 252,892 |

Utility Rates**Water Residential Rates:**

| Gallons | Inside City Limits | Outside City Limits |
|----------------------|--------------------|---------------------|
| First 1,000 Gallons | \$ 5.22 | \$ 8.22 |
| Next 9,000 Gallons | 3.54 | 5.52 |
| Next 15,000 Gallons | 4.43 | 6.07 |
| All Additional Usage | 5.31 | 6.62 |

Water Commercial Rates:

| Gallons | Inside City Limits | Outside City Limits |
|----------------------|--------------------|---------------------|
| First 1,000 Gallons | \$ 8.01 | \$ 9.81 |
| Next 9,000 Gallons | 3.60 | 5.60 |
| Next 15,000 Gallons | 3.60 | 5.60 |
| All Additional Usage | 3.60 | 5.60 |

Sewer Residential Rates:

| Gallons | Inside City Limits | Outside City Limits |
|---------------------|--------------------|---------------------|
| First 1,000 Gallons | \$ 7.05 | \$ 8.21 |
| Next 14,000 Gallons | 3.36 | 5.47 |
| Over 15,000 Gallons | 2.52 | 4.22 |

Sewer Commercial Rates:

| Gallons | Inside City Limits | Outside City Limits |
|---------------------|--------------------|---------------------|
| First 1,000 Gallons | \$ 10.00 | \$ 12.00 |
| Next 14,000 Gallons | 4.17 | 6.76 |
| Over 15,000 Gallons | 3.13 | 4.77 |

Rates above were effective March 1, 2008. A minimum bill of 1,000 gallons per customer is levied.

Other Utility Fees**Tap Fees:**

| Meter Size | Water Tap Fee | Sewer Tap Fee |
|------------|---------------|---------------|
| 3/4" | \$ 903 | \$ 1,444 |
| 1" | 3,612 | 5,775 |
| 1-1/2" | 8,619 | 13,860 |
| 2" | 11,558 | 18,480 |
| 3" | 25,284 | 40,425 |
| 4" | 36,120 | 57,750 |
| 6" | 86,688 | 138,600 |
| 8" | 108,360 | 173,250 |

See independent auditor's report.

CITY OF FRANKLIN, TENNESSEE
 SCHEDULE OF UTILITY RATES, FEES AND OTHER INFORMATION (Cont.)
 FOR THE YEAR ENDED JUNE 30, 2009

Other Utility Fees (continued)

Installation Charges:

| Water Meter Size | Tap Already Made | Tap Not Made |
|---------------------|------------------|--------------|
| 3/4" | \$ 315 | \$ 756 |
| 1" | 374 | 897 |
| 1-1/2" | 656 | 1,444 |
| 2" | 1,362 | 2,223 |
| 3" | 1,581 | 3,654 |
| 4" | 2,668 | 5,492 |
| 6" | 4,723 | 7,387 |
| 8" | 10,293 | 14,110 |

| Sewer Meter Size | Tap Already Made | Tap Not Made |
|---------------------|------------------|--------------|
| 3/4" | \$ 263 | \$ 1,240 |
| 1" | 263 | 1,240 |
| 1-1/2" | 263 | 1,240 |
| 2" | 263 | 1,240 |
| 3" | 263 | 1,240 |
| 4" | 263 | 1,240 |
| 6" | 263 | 1,240 |
| 8" | 263 | 1,240 |

Access Fees:

| Meter Size | Water Access Fee | Sewer Access Fee |
|------------|------------------|------------------|
| 3/4" | \$ 1,186 | \$ 2,100 |
| 1" | 4,746 | 8,400 |
| 1-1/2" | 11,390 | 20,160 |
| 2" | 15,187 | 26,880 |
| 3" | 33,222 | 58,800 |
| 4" | 47,460 | 84,000 |
| 6" | 113,904 | 201,600 |
| 8" | 142,380 | 252,000 |

Irrigation:

| Meter Size | Irrigation Meter | Reclaimed Disposal Fee |
|------------|------------------|------------------------|
| 3/4" | \$ 3,150 | \$ 450 |
| 1" | 4,725 | 1,800 |
| 1-1/2" | 6,300 | 4,320 |
| 2" | 7,875 | 5,760 |
| 3" | 9,450 | 12,600 |
| 4" | 11,025 | 18,000 |
| 6" | 12,600 | 43,200 |
| 8" | 14,175 | 54,000 |

ORDINANCE NO. 2009-46

TO BE ENTITLED: "AN ORDINANCE TO AMEND SECTIONS 18-129 AND SECTION 18-210 OF THE MUNICIPAL CODE TO INCREASE WATER AND WASTEWATER USER RATES"

WHEREAS, the City of Franklin, Tennessee, has recently completed an independent third-party cost of service study that recommended increases in water service rates and fees; and

WHEREAS, the state of Tennessee requires that rates and fees charged adequately cover costs of such service;

NOW, THEREFORE:

SECTION I: BE IT ORDAINED BY THE BOARD OF MAYOR AND ALDERMEN OF THE CITY OF FRANKLIN, Tennessee, that Section

18-129 of the Franklin Municipal Code is deleted in its entirety and the following substituted in lieu thereof:

18-129. Schedule of rates.

The following rates shall be, and are hereby, established for water distributed within the City of Franklin's Water Service Area:

SCHEDULE OF WATER USER RATES
EFFECTIVE JANUARY 1, 2010
Rates are per 1,000 gallons of water

| | <u>RESIDENTIAL</u> | |
|---------------------------------------|--------------------|----------------|
| | <u>INSIDE</u> | <u>OUTSIDE</u> |
| Minimum Bill (includes 1,000 gallons) | \$7.22 | \$9.22 |
| Next 1,000 gallons | \$3.72 | \$5.80 |
| Next 15,000 gallons | \$4.65 | \$6.38 |
| All additional gallons | \$5.58 | \$6.96 |

| | <u>COMMERCIAL</u> | |
|---------------------------------------|-------------------|----------------|
| | <u>INSIDE</u> | <u>OUTSIDE</u> |
| Minimum Bill (includes 1,000 gallons) | \$10.01 | \$10.81 |
| Next 1,000 gallons | \$3.72 | \$5.80 |
| Next 15,000 gallons | \$4.65 | \$6.38 |
| All additional gallons | \$5.58 | \$6.96 |

The rates are hereby adopted and shall be inserted as indicated above.

SECTION II: BE IT ORDAINED BY THE BOARD OF MAYOR AND ALDERMEN OF THE CITY OF FRANKLIN, Tennessee, that Section

18-210 of the Franklin Municipal Code is deleted in its entirety and the following substituted in lieu thereof:

18-210 Schedule of rates.

The following rates shall be, and are hereby, established for wastewater distributed within the City of Franklin's Wastewater Service Area:

SCHEDULE OF WASTEWATER USER RATES
EFFECTIVE JANUARY 1, 2010
Rates are per 1,000 gallons of water

| | <u>RESIDENTIAL</u> | |
|---------------------------------------|--------------------|----------------|
| | <u>INSIDE</u> | <u>OUTSIDE</u> |
| Minimum Bill (includes 1,000 gallons) | \$10.05 | \$11.21 |
| Next 14,000 gallons | \$ 3.61 | \$ 5.62 |
| All additional | \$ 2.82 | \$ 4.47 |

| | <u>COMMERCIAL</u> | |
|---------------------------------------|-------------------|----------------|
| | <u>INSIDE</u> | <u>OUTSIDE</u> |
| Minimum Bill (includes 1,000 gallons) | \$13.00 | \$15.00 |
| Next 14 ,000 gallons | \$ 4.42 | \$ 6.91 |
| All additional | \$ 3.43 | \$ 5.02 |

The rates are hereby adopted and shall be inserted as indicated above.

SECTION II. BE IT FURTHER ORDAINED BY THE Board of Mayor and Aldermen of the City of Franklin, Tennessee, that this ordinance shall take effect on January 1, 2010.

ATTEST:

CITY OF FRANKLIN, TENNESSEE

By: _____
Eric Stuckey
City Administrator

By: _____
JOHN C. SCHROER
Mayor

PASSED FIRST READING

July 28, 2009

PUBLIC HEARING

August 11, 2009

PASSED SECOND READING

August 11, 2009

PASSED THIRD READING:

ORDINANCE 2009-81

TO BE ENTITLED: "AN ORDINANCE TO AMEND TITLE 18, CHAPTER 2, SECTION 18-210 OF THE FRANKLIN MUNICIPAL CODE."

WHEREAS, the Board of Mayor and Aldermen of the City of Franklin, Tennessee, desire to amend the Section 18-210 of the Franklin Municipal Code requiring immediate application of sanitary sewer service charges to and payment by property owners upon notice of availability of the public sanitary sewer within two hundred (200) feet of the property pursuant to Section 18-204(4) of the Franklin Municipal Code; and

WHEREAS, the Board of Mayor and Aldermen of the City of Franklin, Tennessee desire that the sanitary sewer service charge shall be assessed at the prevailing Minimum bill until the property is actually connected to the public sanitary sewer system at which time the sanitary sewer service charge shall be billed as are all other customers of the City's sanitary sewer system and City's or other entities' public water system; and

WHEREAS, the Board of Mayor and Aldermen of the City of Franklin, Tennessee desire that the sanitary sewer service charge shall be assessed at the prevailing Minimum bill for all sanitary sewer system customers not receiving service from a public water system.

NOW, THEREFORE;

SECTION I: BE IT ORDAINED BY THE BOARD OF MAYOR AND ALDERMEN OF THE CITY OF FRANKLIN, TENNESSEE, that Section 18-210 shall be deleted in its entirety and the following substituted in lieu thereof:

Sec. 18-210. Sewer service charges.

- (1) A sewer service charge shall be authorized and collected from any person discharging into the sanitary sewer system of the city at the rates shown on the table below. No municipal employee shall accept payment of water service charges from any customer without receiving at the same time payment for all sewer service charges owned by such customer. Water service may be discontinued for nonpayment of the sewer service charge.
- (2) Pursuant to Section 18-204(5), upon notice of availability of a public sanitary sewer a sewer service charge shall be authorized and collected from any person whose property is within two hundred (200) feet of a public sanitary sewer at the Minimum bill rate shown in the table below whether the property is served by a public water system or not.

TABLE INSET:

| Sanitary Sewer Rates | | | |
|--|---------|---|---------|
| <i>Residential-inside, per 1,000 gallons</i> | | <i>Residential-outside, per 1,000 gallons</i> | |
| Minimum bill (1,000 gal.) | \$10.05 | Minimum bill (1,000 gal.) | \$11.21 |
| Next 14,000 gal. | 3.61 | Next 14,000 gal. | 5.62 |
| All Additional | 2.82 | All Additional | 4.47 |
| <i>Commercial-inside, per 1,000 gallons</i> | | <i>Commercial-outside, per 1,000 gallons</i> | |
| Minimum bill (1,000 gal.) | \$13.00 | Minimum bill | \$15.00 |
| Next 14,000 gal. | 4.42 | Next 14,000 gal. | 6.91 |
| All Additional | 3.43 | All Additional | 5.02 |

(1976 Code, § 13-210; Ord. No. 97-05, 2- -1997; Ord. No. 2001-56, 4- -2002; Ord. No. 2005-29, 5- -2005; Ord. No. 2007-120, § V, 2-12-2008; Ord. No. 2009-46)

SECTION II: BE IT FINALLY ORDAINED BY THE BOARD OF MAYOR AND ALDERMEN OF THE CITY OF FRANKLIN, TENNESSEE, that this Ordinance shall take effect from and after its passage on second and final reading, the public health, safety and welfare requiring it.

ATTEST:

BY: 
ERIC S. STUCKEY
 City Administrator/Recorder

CITY OF FRANKLIN, TENNESSEE

BY: 
JOHN C. SCHROER
 Mayor

PASSED FIRST READING

December 8, 2009

PASSED SECOND READING

January 12, 2010

ORDINANCE NO. 2010-02

TO BE ENTITLED: "AN ORDINANCE TO AMEND ORDINANCE 2009-46 TO INCREASE WATER AND WASTEWATER USER RATES"

WHEREAS, the City of Franklin, Tennessee, has recently completed an independent third-party cost of service study that recommended increases in water service rates and fees; and

WHEREAS, the Board of Mayor and Aldermen approved a change in the rates for water rates that contained textual errors for the water consumption tiers in Ordinance 2009-46;

NOW, THEREFORE:

SECTION I: BE IT ORDAINED BY THE BOARD OF MAYOR AND ALDERMEN OF THE CITY OF FRANKLIN, Tennessee, that Section

Ordinance 2009-46 be revised as follows by changing "Next 1,000 gallons" to "Next 9,000 gallons:

18-129. Schedule of rates.

The following rates shall be, and are hereby, established for water distributed within the City of Franklin's Water Service Area:

SCHEDULE OF WATER USER RATES
EFFECTIVE JANUARY 1, 2010
Rates are per 1,000 gallons of water

| | RESIDENTIAL | |
|---------------------------------------|-------------|---------|
| | INSIDE | OUTSIDE |
| Minimum Bill (includes 1,000 gallons) | \$7.22 | \$9.22 |
| Next 9,000 gallons | \$3.72 | \$5.80 |
| Next 15,000 gallons | \$4.65 | \$6.38 |
| All additional gallons | \$5.58 | \$6.96 |

| | COMMERCIAL | |
|---------------------------------------|------------|---------|
| | INSIDE | OUTSIDE |
| Minimum Bill (includes 1,000 gallons) | \$10.01 | \$10.81 |
| Next 9,000 gallons | \$3.72 | \$5.80 |
| Next 15,000 gallons | \$4.65 | \$6.38 |
| All additional gallons | \$5.58 | \$6.96 |

The rates are hereby adopted and shall be revised as indicated above.

SECTION II. BE IT FURTHER ORDAINED BY THE Board of Mayor and Aldermen of the City of Franklin, Tennessee, that this ordinance shall take effect on January 1, 2010 and be reflected on bills issued for water delivered and consumed after that date.

ATTEST:

CITY OF FRANKLIN, TENNESSEE

By: Eric S. Stuckey By: John C. Schroer
Eric Stuckey JOHN C. SCHROER
City Administrator Mayor

FIRST READING

January 12, 2010

PUBLIC HEARING

January 26, 2010

SECOND READING

January 24, 2010

THIRD READING:

February 9, 2010

ORDINANCE NO. 2010-75

TO BE ENTITLED: "AN ORDINANCE TO AMEND TITLE 18, SECTION 18-129 TO ESTABLISH NEW WATER RATES AND SECTION 18-210 TO ESTABLISH NEW SANITARY SEWER USER RATES .

WHEREAS, the City of Franklin, Tennessee, has recently completed an independent third-party cost of service study that recommended increases in water service rates and fees; and

WHEREAS, the State of Tennessee requires that rates and fees charged adequately in order to cover costs of such service.

NOW, THEREFORE:

SECTION I: BE IT ORDAINED BY THE BOARD OF MAYOR AND ALDERMEN OF THE CITY OF FRANKLIN, TENNESSEE, that:

Section 18-129 of the Franklin Municipal Code is deleted in its entirety and the following substituted in lieu thereof:

18-129. Schedule of rates.

The following rates shall be, and are hereby, established for water distributed within the City of Franklin's Water Service Area:

SCHEDULE OF WATER USER RATES
EFFECTIVE JANUARY 1, 2011
Rates are per 1,000 gallons of water

| | <u>RESIDENTIAL</u> | |
|---------------------------------------|--------------------|----------------|
| | <u>INSIDE</u> | <u>OUTSIDE</u> |
| Minimum Bill (includes 1,000 gallons) | \$8.82 | \$10.82 |
| Next 9,000 gallons | \$3.72 | \$5.80 |
| Next 15,000 gallons | \$4.65 | \$6.38 |
| All additional gallons | \$5.58 | \$6.96 |

| | <u>COMMERCIAL</u> | |
|---------------------------------------|-------------------|----------------|
| | <u>INSIDE</u> | <u>OUTSIDE</u> |
| Minimum Bill (includes 1,000 gallons) | \$11.61 | \$12.41 |
| Next 9,000 gallons | \$3.72 | \$5.80 |
| Next 15,000 gallons | \$4.65 | \$6.38 |
| All additional gallons | \$5.58 | \$6.96 |

The rates are hereby adopted and shall be inserted as indicated above.

SECTION II: BE IT FURTHER ORDAINED BY THE BOARD OF MAYOR AND ALDERMEN OF THE CITY OF FRANKLIN, TENNESSEE, that

Section 18-210 of the Franklin Municipal Code entitled the "Sanitary Sewer Rates" is deleted in its entirety and the following substituted in lieu thereof:

18-210

18-211 (3) Schedule of rates.

The following rates shall be, and are hereby, established for sanitary sewer within the City of Franklin's Sanitary Sewer Service Area:

SCHEDULE OF SANITARY SEWER USER RATES
EFFECTIVE JANUARY 1, 2011
Rates are per 1,000 gallons of water

| | <u>RESIDENTIAL</u> | |
|---------------------------------------|--------------------|----------------|
| | <u>INSIDE</u> | <u>OUTSIDE</u> |
| Minimum Bill (includes 1,000 gallons) | \$12.30 | \$15.21 |
| Next 14,000 gallons | \$3.61 | \$5.62 |
| All additional | \$2.82 | \$4.47 |

| | <u>COMMERCIAL</u> | |
|---------------------------------------|-------------------|----------------|
| | <u>INSIDE</u> | <u>OUTSIDE</u> |
| Minimum Bill (includes 1,000 gallons) | \$21.00 | \$23.00 |
| Next 14,000 gallons | \$4.42 | \$6.91 |
| All additional | \$3.43 | \$5.02 |

The rates are hereby adopted and shall be inserted as indicated above.

SECTION II. BE IT FURTHER ORDAINED BY THE BOARD OF MAYOR AND ALDERMEN OF THE CITY OF FRANKLIN, TENNESSEE, that this ordinance shall take effect on January 1, 2011.

ATTEST:

By: 
ERIC STUCKEY
City Administrator

CITY OF FRANKLIN, TENNESSEE

By: 
JOHN C. SCHROER
Mayor

PASSED FIRST READING: 10-26-10

PUBLIC HEARING: 11-9-10

PASSED SECOND READING: 11-9-10

PASSED THIRD READING: 11-23-10

ORDINANCE NUMBER 2010-84

TO BE ENTITLED: "TO BE ENTITLED AN ORDINANCE AMENDING THE CITY OF FRANKLIN MUNICIPAL CODE, TITLE 22 - COMPREHENSIVE FEES AND PENALTIES, CHAPTER 18 – WATER & SEWERS FOR THE PURPOSE OF UPDATING WATER USER RATES."

WHEREAS, for the purpose of promoting the public health, safety, comfort, convenience, and general welfare of the people of Franklin, Tennessee the Board of Mayor and Aldermen is authorized to prescribe regulations and standards that encourage and advance the quality of life within the City; and

WHEREAS, in its legislative judgment, the Board of Mayor and Aldermen has found that ordinances and policies that regulate land use, guide the maintenance of the city's infrastructure, and delivery of essential services must be dynamic and modified from time to time to reflect changes in best practices, model codes, land and labor costs, and safety standards necessary to preserve and promote the private and public interest; and

WHEREAS, the Board of Mayor and Alderman has decided to create a separate title in the Franklin Municipal Code for the sole purpose of listing all the fees and penalties charged and assessed by the city, entitled Comprehensive Fees and Penalties.

NOW, THEREFORE, BE IT ORDAINED BY THE BOARD OF MAYOR AND ALDERMEN OF FRANKLIN, TENNESSEE AS FOLLOWS:

SECTION I: BE IT ORDAINED BY THE BOARD OF MAYOR AND ALDERMEN OF THE CITY OF FRANKLIN, Tennessee, that Title 22, Chapter 18 – Water & Sewers of the Franklin Municipal Code be amended by changing the following tables and fees to read as follows:

CHAPTER 18
Water & Sewers

* * *

Sanitary Sewer Rates – Effective January 1, 2011

| <i>Residential-inside, per 1,000 gallons</i> | | <i>Residential-outside, per 1,000 gallons</i> | |
|--|----------|---|----------|
| Minimum bill (1,000 gallons) | \$ 12.30 | Minimum bill (1,000 gallons) | \$ 15.21 |
| Next 14,000 gallons | 3.61 | Next 14,000 gallons | 5.62 |
| All additional gallons | 2.82 | All additional gallons | 4.47 |
| <i>Commercial-inside, per 1,000 gallons</i> | | <i>Commercial-outside, per 1,000 gallons</i> | |
| Minimum bill (1,000 gallons) | \$ 21.00 | Minimum bill | \$ 23.00 |
| Next 14,000 gallons | 4.42 | Next 14,000 gallons | 6.91 |
| All additional gallons | 3.43 | All additional gallons | 5.02 |


Water User Rates – Effective January 1, 2011


| <i>Residential-inside, per 1,000 gallons</i> | | <i>Residential-outside, per 1,000 gallons</i> | |
|--|---------|---|---------|
| Minimum bill (1,000 gallons) | \$8.82 | Minimum bill (1,000 gallons) | \$10.82 |
| Next 9,000 gallons | 3.72 | Next 9,000 gallons | 5.80 |
| Next 15,000 gallons | 4.65 | Next 15,000 gallons | 6.38 |
| All additional gallons | 5.58 | All additional gallons | 6.96 |
| <i>Commercial-inside, per 1,000 gallons</i> | | <i>Commercial-outside, per 1,000 gallons</i> | |
| Minimum bill | \$11.61 | Minimum bill | \$12.41 |
| Next 9,000 gallons | 3.72 | Next 9,000 gallons | 5.80 |
| Next 15,000 gallons | 4.65 | Next 15,000 gallons | 6.38 |
| All additional gallons | 5.58 | All additional gallons | 6.96 |

SECTION II: BE IT FINALLY ORDAINED BY THE BOARD OF MAYOR AND ALDERMEN OF THE CITY OF FRANKLIN, Tennessee, that this ordinance shall take effect from and after its passage on second and final reading the health, safety and welfare of the citizens of Franklin, Tennessee requiring it.

ATTEST:

CITY OF FRANKLIN, TENNESSEE:

By: 
 ERIC S. STUCKEY
 City Administrator/Recorder

By: 
 DR. KEN MOORE
 Mayor

PASSED FIRST READING

January 11, 2011

PASSED SECOND READING

January 25, 2011

ORDINANCE NO. 2011-29

TO BE ENTITLED: "AN ORDINANCE TO AMEND TITLE 22, CHAPTER 18, TO ESTABLISH NEW WATER, SEWER AND RECLAIMED WATER RATES

WHEREAS, the City of Franklin, Tennessee, has completed an independent third-party cost of service study that recommended sizable increases in water service rates and fees; and

WHEREAS, the Board of Mayor & Aldermen determined that these increases should be implemented over a five year period, beginning in January, 2011 and continuing until the cost of service is substantially offset by the increased water service rates and fees; and

WHEREAS, the State of Tennessee requires that rates and fees charged adequately in order to cover costs of such service.

NOW, THEREFORE:

SECTION I: BE IT ORDAINED BY THE BOARD OF MAYOR AND ALDERMEN OF THE CITY OF FRANKLIN, TENNESSEE, that:

Title 22, Chapter 18 of the Franklin Municipal Code is deleted in its entirety and replaced as follows:

CHAPTER 18
Water and Sewers

| | |
|--|---|
| Application Fee Additional service Transfer of existing service New construction | \$50 \$50 \$25 |
| Repairs, replacement or relocation of meters, boxes, service lines or associated utilities, necessitated by damage to meters, boxes, service lines or associated utilities, or failure to install according to city specifications. | Billed at full replacement price. Materials billed at full retail value along with associated equipment and labor costs. One-hour minimum labor charge for repair replacement or relocation of any damaged water utilities. |
| Temporary/Seasonal Disconnection Fee Reconnection Fee | \$25 \$25 |
| Fire Hydrants and Sprinkler Systems - Private System Development Fee | \$500 per inch diameter of connection line |

| | |
|---|---|
| Fire Hydrant Meters – Temporary Deposit Set-up Fee | \$1,000 \$500 |
| Irrigation Access Fee to Potable Water Main | \$1,186 |
| Inspection Fees Reinspection Fee | \$50 per reinspection |
| Penalties Municipal Code Violations Administrative Civil Penalty | \$50 per day per violation plus incurred administrative costs not to exceed \$1,000 \$10,000 per act or omission per day |
| Sanitary Sewer Service Connection Fee | \$50 |
| Water Meters (Potable and Reclaimed) Meter repair resulting from damage caused by meter being obstructed, blocked, or otherwise unreadable Obstructed, blocked, or otherwise unreadable meter Unauthorized removal or tampering | Actual cost \$500 minimum \$50 per month \$500 per occurrence |
| Water Service (Potable and Reclaimed) Reconnect service charge | \$35 normal business hours \$75 non-business hours, holidays, & weekends |

Fire Hydrant and Sprinkler System (Private) System Development and Meter Installation Fees

| System Development Fee (SDF) | | \$500 per inch diameter of connection line | |
|------------------------------|--------|--|--|
| Meter Size | SDF | Complete Installation | Installation of Meter and Meter Box Only |
| 3/4"X 5/8" | \$ 500 | \$ 720 | \$ 300 |
| 1" | 500 | 854 | 356 |
| 1½" | 750 | 1,375 | 625 |
| 2" | 1,000 | 2,117 | 1,297 |
| 3" | 1,500 | 3,480 | 1,506 |
| 4" | 2,000 | 5,230 | 2,541 |
| 6" | 3,000 | 7,035 | 4,498 |
| 8" | 4,000 | 13,438 | 9,803 |

Water Development Fees

| Access, System Development (SDF), Installation and Irrigation Meter Fees | | | | | |
|--|-------------|------------|-------------------------|---------------------------|------------------|
| Hi-/Low-flow meters will be charged at the next meter size up for pricing purposes. Example: The fee for a 2-inch domestic water meter and 8 inch fire line shall be based on a 3 inch water meter plus the \$500 per inch for the fire line (8x\$500). | | | | | |
| Meter Size | Access Fee | SDF | Installation—Meter Only | Installation—Complete Tap | Irrigation Meter |
| ¾" | \$ 1,186.00 | \$ 903.00 | \$ 315.00 | \$ 756.00 | \$ 3,150.00 |
| 1" | 4,746.00 | 3,612.00 | 374.00 | 897.00 | 4,725.00 |
| 1 ½" | 11,390.00 | 8,619.00 | 656.00 | 1,444.00 | 6,300.00 |
| 2" | 15,187.00 | 11,558.00 | 1,362.00 | 2,223.00 | 7,875.00 |
| 3" | 33,222.00 | 25,284.00 | 1,581.00 | 3,654.00 | 9,450.00 |
| 4" | 47,460.00 | 36,120.00 | 2,668.00 | 5,492.00 | 11,025.00 |
| 6" | 113,904.00 | 86,688.00 | 4,723.00 | 7,387.00 | 12,600.00 |
| 8" | 142,380.00 | 108,360.00 | 10,293.00 | 14,110.00 | 14,175.00 |

Wastewater Development Fees

| Access, System Development (SDF) and Installation Fees | | | | |
|--|-------------|------------------------------|--|------------------------------------|
| Access Fee | | | Minimum \$2,100 per Single Family Unit (SFU) | |
| Meter Size | Access Fee | System Development Fee (SDF) | Installation Fee, tap in place | Installation Fee, tap not in place |
| 3/4" | \$ 2,100.00 | \$ 1,444.00 | \$263.00 | \$1,240.00 |
| 1" | 8,400.00 | 5,775.00 | 263.00 | 1,240.00 |
| 1 1/2" | 20,160.00 | 13,860.00 | 263.00 | 1,240.00 |
| 2" | 26,880.00 | 18,480.00 | 263.00 | 1,240.00 |
| 3" | 58,800.00 | 40,425.00 | 263.00 | 1,240.00 |
| 4" | 84,000.00 | 57,750.00 | 263.00 | 1,240.00 |
| 6" | 201,600.00 | 138,600.00 | 263.00 | 1,240.00 |
| 8" | 252,000.00 | 173,250.00 | 263.00 | 1,240.00 |

Effluent Disposal Assessment Fee (EDA)

| Meter Size | GPM | EDA FEE |
|------------|------|---------|
| 5/8"X3/4" | 12.5 | \$ 450 |
| 1" | 50 | 1,800 |
| 1 1/2" | 120 | 4,320 |
| 2" | 160 | 5,760 |
| 3" | 350 | 12,600 |
| 4" | 500 | 18,000 |
| 6" | 1200 | 43,200 |
| 8" | 1500 | 54,000 |

Reclaimed Water Connection and Meter Installation Fee

| Meter Size | Reclaimed Water Connection Fee | Complete Installation | Total Fee |
|-------------|--------------------------------|-----------------------|-------------|
| 5/8" x 3/4" | \$ 500 | \$ 720.00 | \$ 1,220.00 |
| 1" | 500 | 853.50 | 1,354.00 |
| 1 1/2" | 500 | 1,375.00 | 1,875.00 |
| 2" | 500 | 2,116.50 | 2,617.00 |
| 3" | 500 | 3,480.00 | 3,980.00 |
| 4" | 500 | 5,230.00 | 5,730.00 |
| 6" | 500 | 7,035.00 | 7,535.00 |
| 8" | 500 | 13,438.00 | 13,938.00 |

Reclaimed Water Rate

| | |
|----------------------|---|
| Reclaimed Water Rate | \$0.97/1,000 gallons Availability charge/1,000 gallons |
|----------------------|---|

Sanitary Sewer Rates

| <i>Residential-inside, per 1,000 gallons</i> | | <i>Residential-outside, per 1,000 gallons</i> | |
|--|----------|---|----------|
| Availability charge (1,000 gallons) | \$ 14.55 | Availability charge (1,000 gallons) | \$ 19.21 |
| Next 14,000 gallons | 3.61 | Next 14,000 gallons | 5.62 |
| All additional gallons | 2.82 | All additional gallons | 4.47 |
| <i>Commercial-inside, per 1,000 gallons</i> | | <i>Commercial-outside, per 1,000 gallons</i> | |
| Availability charge (1,000 gallons) | \$ 29.00 | Availability charge | \$ 31.00 |
| Next 14,000 gallons | 4.42 | Next 14,000 gallons | 6.91 |
| All additional gallons | 3.43 | All additional gallons | 5.02 |

Water User Rates


| <i>Residential-inside, per 1,000 gallons</i> | | <i>Residential-outside, per 1,000 gallons</i> | |
|--|---------|---|---------|
| Availability charge (1,000 gallons) | \$10.42 | Availability charge (1,000 gallons) | \$12.42 |
| Next 9,000 gallons | 3.72 | Next 9,000 gallons | 5.80 |
| Next 15,000 gallons | 4.65 | Next 15,000 gallons | 6.38 |
| All additional gallons | 5.58 | All additional gallons | 6.96 |
| <i>Commercial-inside, per 1,000 gallons</i> | | <i>Commercial-outside, per 1,000 gallons</i> | |
| Availability charge | \$13.21 | Availability charge | \$14.01 |
| Next 9,000 gallons | 3.72 | Next 9,000 gallons | 5.80 |
| Next 15,000 gallons | 4.65 | Next 15,000 gallons | 6.38 |
| All additional gallons | 5.58 | All additional gallons | 6.96 |

SECTION II. BE IT FURTHER ORDAINED BY THE BOARD OF MAYOR AND ALDERMEN OF THE CITY OF FRANKLIN, TENNESSEE, that this ordinance shall take effect on January 1, 2012.

ATTEST:

By: 
ERIC STUCKEY
 City Administrator

CITY OF FRANKLIN, TENNESSEE

By: 
KEN MOORE, M.D.
 Mayor

PASSED FIRST READING:

Aug. 9, 2011

PUBLIC HEARING:

Aug 23, 2011

PASSED SECOND READING:

Aug 23, 2011

PASSED THIRD READING:

Sept. 13, 2011

ORDINANCE NUMBER 2012-57

TO BE ENTITLED: “AN ORDINANCE AMENDING THE CITY OF FRANKLIN MUNICIPAL CODE, TITLE 22 - COMPREHENSIVE FEES AND PENALTIES, CHAPTER 18 – WATER & SEWERS FOR THE PURPOSE OF UPDATING WATER AND SANITARY SEWER USER RATES.”

WHEREAS, the City of Franklin, Tennessee, has completed an independent third-party cost of service study that recommended increases in water and sanitary sewer service rates and fees; and

WHEREAS, the Board of Mayor & Aldermen determined that these increases should be implemented over a five year period, and continuing until the cost of service is substantially offset by the increased water and sanitary sewer service rates and fees; and

WHEREAS, the State of Tennessee requires that rates and fees be charged adequately in order to cover costs of such service.

NOW, THEREFORE, BE IT ORDAINED BY THE BOARD OF MAYOR AND ALDERMEN OF FRANKLIN, TENNESSEE AS FOLLOWS:

SECTION I: BE IT ORDAINED BY THE BOARD OF MAYOR AND ALDERMEN OF THE CITY OF FRANKLIN, Tennessee, that Title 22, Chapter 18 – Water & Sewers of the Franklin Municipal Code be amended by changing the following tables and fees to read as follows:

CHAPTER 18
Water & Sewers

Sanitary Sewer Rates – Effective January 1, 2013

| Residential-inside, per 1,000 gallons | | Residential-outside, per 1,000 gallons | |
|---------------------------------------|---------|--|---------|
| Availability charge (1,000 gallons) | \$15.55 | Availability charge (1,000 gallons) | \$20.42 |
| Next 14,000 gallons | \$3.89 | Next 14,000 gallons | \$6.08 |
| All additional gallons | \$3.10 | All additional gallons | \$4.93 |
| Commercial-inside, per 1,000 gallons | | Commercial-outside, per 1,000 gallons | |
| Availability charge (1,000 gallons) | \$35.49 | Availability charge (1,000 gallons) | \$38.23 |
| Next 14,000 gallons | \$4.57 | Next 14,000 gallons | \$7.14 |
| All additional gallons | \$3.58 | All additional gallons | \$5.25 |

Sanitary Sewer Rates – Effective January 1, 2014

| Residential-inside, per 1,000 gallons | | Residential-outside, per 1,000 gallons | |
|---------------------------------------|---------|--|---------|
| Availability charge (1,000 gallons) | \$16.55 | Availability charge (1,000 gallons) | \$21.63 |
| Next 14,000 gallons | \$4.17 | Next 14,000 gallons | \$6.54 |
| All additional gallons | \$3.38 | All additional gallons | \$5.39 |
| Commercial-inside, per 1,000 gallons | | Commercial-outside, per 1,000 gallons | |
| Availability charge (1,000 gallons) | \$41.98 | Availability charge (1,000 gallons) | \$45.46 |
| Next 14,000 gallons | \$4.72 | Next 14,000 gallons | \$7.37 |
| All additional gallons | \$3.73 | All additional gallons | \$5.48 |

Water User Rates – Effective January 1, 2013

| Residential-inside, per 1,000 gallons | | Residential-outside, per 1,000 gallons | |
|---------------------------------------|---------|--|---------|
| Availability charge (1,000 gallons) | \$11.14 | Availability charge (1,000 gallons) | \$13.36 |
| Next 9,000 gallons | \$3.85 | Next 9,000 gallons | \$5.98 |
| Next 15,000 gallons | \$4.78 | Next 15,000 gallons | \$6.56 |
| All additional gallons | \$5.71 | All additional gallons | \$7.14 |
| Commercial-inside, per 1,000 gallons | | Commercial-outside, per 1,000 gallons | |
| Availability charge (1,000 gallons) | \$15.85 | Availability charge (1,000 gallons) | \$18.11 |
| Next 9,000 gallons | \$3.84 | Next 9,000 gallons | \$5.94 |
| Next 15,000 gallons | \$4.77 | Next 15,000 gallons | \$6.52 |
| All additional gallons | \$5.70 | All additional gallons | \$7.10 |

Water User Rates – Effective January 1, 2014


| Residential-inside, per 1,000 gallons | | Residential-outside, per 1,000 gallons | |
|---------------------------------------|---------|--|---------|
| Availability charge (1,000 gallons) | \$11.86 | Availability charge (1,000 gallons) | \$14.30 |
| Next 9,000 gallons | \$3.98 | Next 9,000 gallons | \$6.16 |
| Next 15,000 gallons | \$4.91 | Next 15,000 gallons | \$6.74 |
| All additional gallons | \$5.84 | All additional gallons | \$7.32 |
| Commercial-inside, per 1,000 gallons | | Commercial-outside, per 1,000 gallons | |
| Availability charge (1,000 gallons) | \$18.49 | Availability charge (1,000 gallons) | \$22.21 |
| Next 9,000 gallons | \$3.96 | Next 9,000 gallons | \$6.08 |
| Next 15,000 gallons | \$4.89 | Next 15,000 gallons | \$6.66 |
| All additional gallons | \$5.82 | All additional gallons | \$7.24 |

SECTION II: BE IT FURTHER ORDAINED BY THE BOARD OF MAYOR AND ALDERMEN OF THE CITY OF FRANKLIN, Tennessee, that this ordinance shall take effect on January 1, 2013.

ATTEST:

CITY OF FRANKLIN, TENNESSEE:

By: 
ERIC S. STUCKEY
City Administrator/Recorder

By: 
DR. KEN MOORE,
Mayor

PASSED FIRST READING: October 23, 2012
PUBLIC HEARING HELD: November 27, 2012
PASSED SECOND READING: November 27, 2012
PASSED THIRD READING: December 11, 2012



HISTORIC
FRANKLIN
TENNESSEE

MEMORANDUM

October 12, 2012

TO: Board of Mayor and Aldermen

FROM: Eric S. Stuckey, City Administrator
Mark Hilty, Water Management Director

SUBJECT: Follow Up on Cost of Service Study Information Request from the Board of Mayor and Aldermen (BOMA) During the October 9, 2012 BOMA Work Session

The purpose of this memorandum is to provide information pertaining to the Water Management Cost of Service Study as requested during the October 9, 2012 Work Session.

During the October 9, 2012 Work Session the following information was requested from staff and Jackson Thornton Utilities:

- Based on the water rate comparison chart, identify which utilities have treatment facilities operated by the utility.

| Water Utility | Utility Operated Treatment Facility? |
|--|--------------------------------------|
| City of Columbia | Yes |
| Harpeth Valley Utility District | Yes |
| Mallory Valley Utility District | No |
| City of Murfreesboro | Yes |
| City of Franklin | Yes |
| City of Brentwood | No |
| City of Spring Hill | Yes |
| Nolensville College Grove Utility District | No |
| Whitehouse | Yes |
| HB&TS | No |
| Consolidated Utility District | Yes |
| Milcrofton Utility District | No |



- Provide a comparison of the inside and outside rates for various consumption increments for both water and sanitary sewer

Water Comparison Using Existing Rates

| Water Consumption | Residential Inside | Residential Outside | Percent Difference | Commercial Inside | Commercial Outside | Percent Difference |
|-------------------|--------------------|---------------------|--------------------|-------------------|--------------------|--------------------|
| 1,000 Gallons | \$10.42 | \$12.42 | 19% | \$13.21 | \$14.01 | 6% |
| 7,000 Gallons | \$32.74 | \$47.22 | 44% | \$35.53 | \$48.81 | 37% |
| 10,000 Gallons | \$43.90 | \$64.62 | 47% | \$46.69 | \$66.21 | 42% |
| 25,000 Gallons | \$113.65 | \$160.32 | 41% | \$116.44 | \$161.91 | 39% |

Water Comparison Using Proposed Rates

| Water Consumption | Residential Inside | Residential Outside | Percent Difference | Commercial Inside | Commercial Outside | Percent Difference |
|-------------------|--------------------|---------------------|--------------------|-------------------|--------------------|--------------------|
| 1,000 Gallons | \$11.14 | \$13.36 | 20% | \$15.85 | \$18.11 | 14% |
| 7,000 Gallons | \$34.24 | \$49.24 | 44% | \$38.89 | \$53.75 | 38% |
| 10,000 Gallons | \$45.79 | \$67.18 | 47% | \$50.41 | \$71.57 | 42% |
| 25,000 Gallons | \$117.49 | \$165.58 | 41% | \$121.96 | \$169.37 | 39% |

Sanitary Sewer Comparison Using Existing Rates

| Sanitary Sewer Service Volume | Residential Inside | Residential Outside | Percent Difference | Commercial Inside | Commercial Outside | Percent Difference |
|-------------------------------|--------------------|---------------------|--------------------|-------------------|--------------------|--------------------|
| 1,000 Gallons | \$14.55 | \$19.21 | 32% | \$29.00 | \$31.00 | 7% |
| 7,000 Gallons | \$36.21 | \$52.93 | 46% | \$55.52 | \$72.46 | 31% |
| 10,000 Gallons | \$47.04 | \$69.79 | 48% | \$68.78 | \$93.19 | 35% |
| 25,000 Gallons | \$93.29 | \$142.59 | 53% | \$125.18 | \$177.94 | 42% |

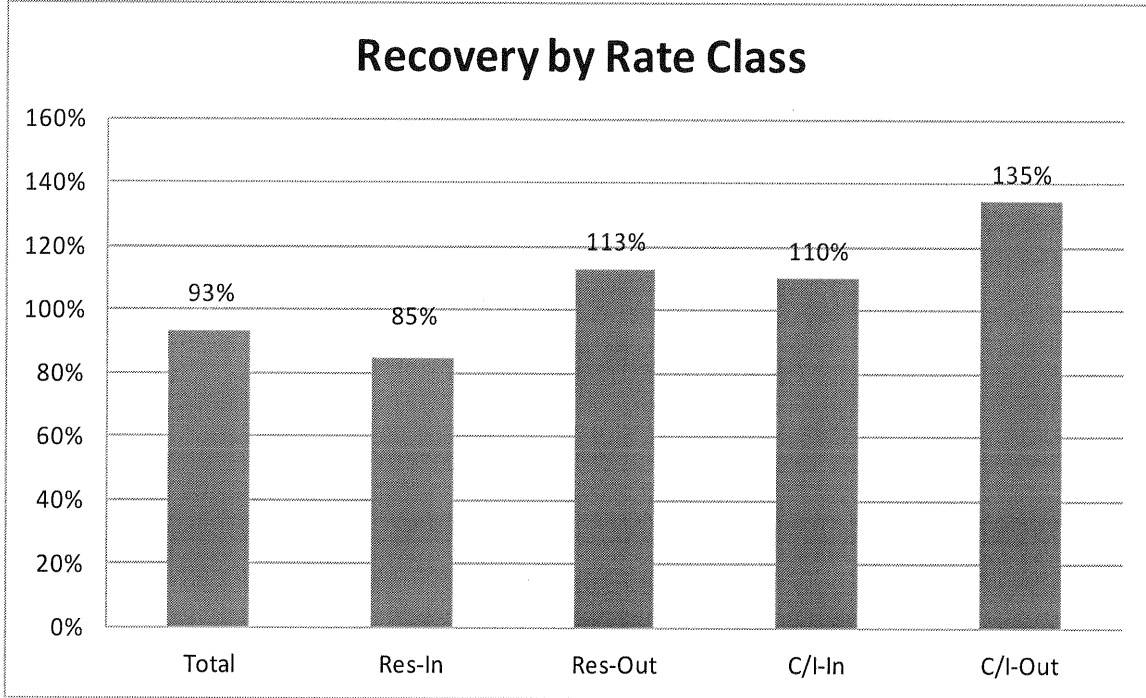
Sanitary Sewer Comparison Using Proposed Rates

| Sanitary Sewer Service Volume | Residential Inside | Residential Outside | Percent Difference | Commercial Inside | Commercial Outside | Percent Difference |
|-------------------------------|--------------------|---------------------|--------------------|-------------------|--------------------|--------------------|
| 1,000 Gallons | \$15.55 | \$20.42 | 31% | \$35.49 | \$38.23 | 8% |
| 7,000 Gallons | \$38.89 | \$56.90 | 46% | \$62.91 | \$81.07 | 29% |
| 10,000 Gallons | \$50.56 | \$75.14 | 49% | \$76.62 | \$102.49 | 34% |
| 25,000 Gallons | \$101.01 | \$154.84 | 53% | \$135.27 | \$190.69 | 41% |

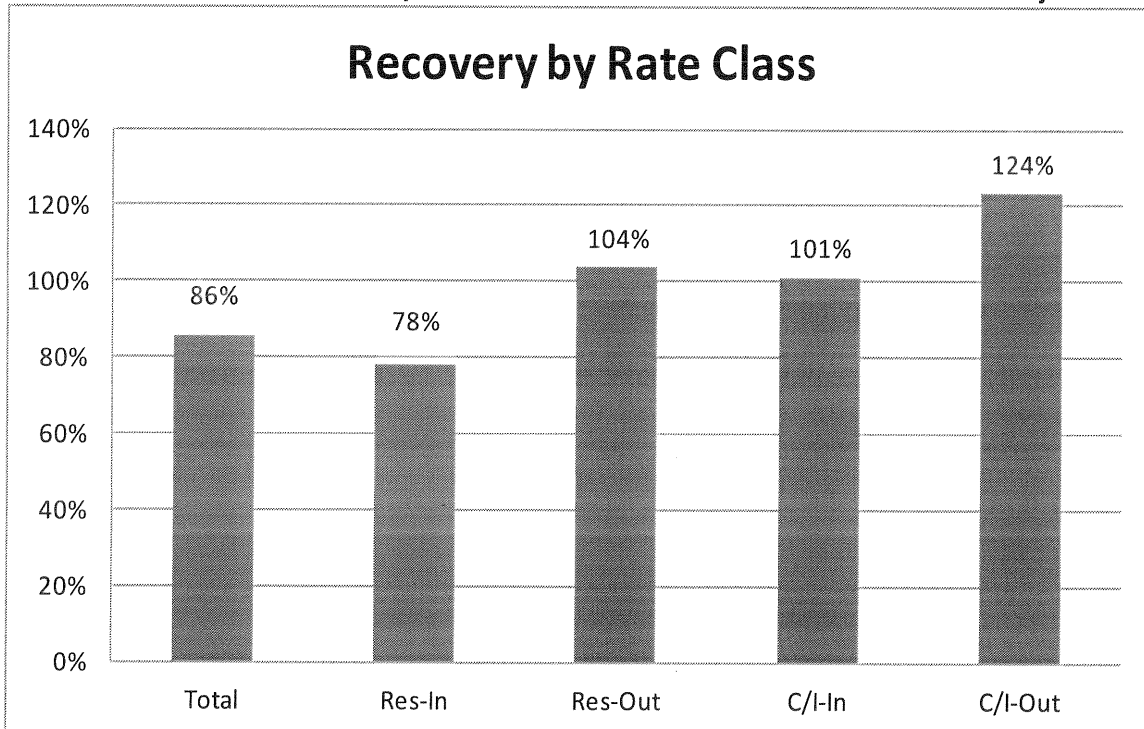


- Present the percent recovery for water and wastewater based on only the approved BOMA projects.

Water Percent Recovery WITHOUT ADDITIONAL Debt Service

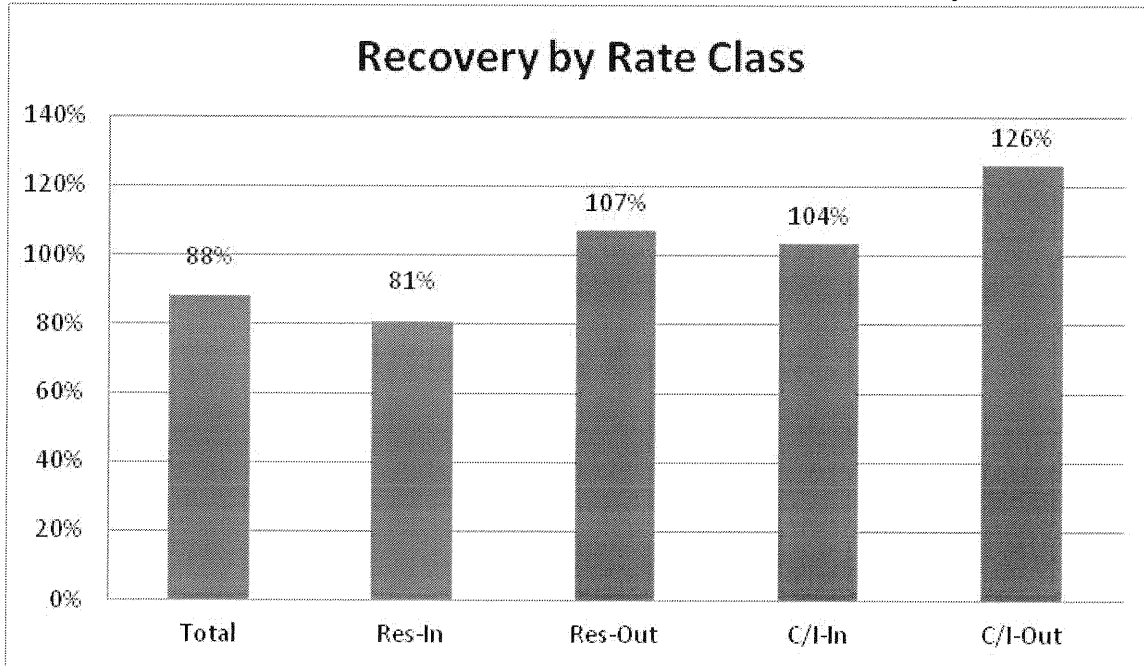


Water Percent Recovery with Debt Service for APPROVED and PENDING Projects

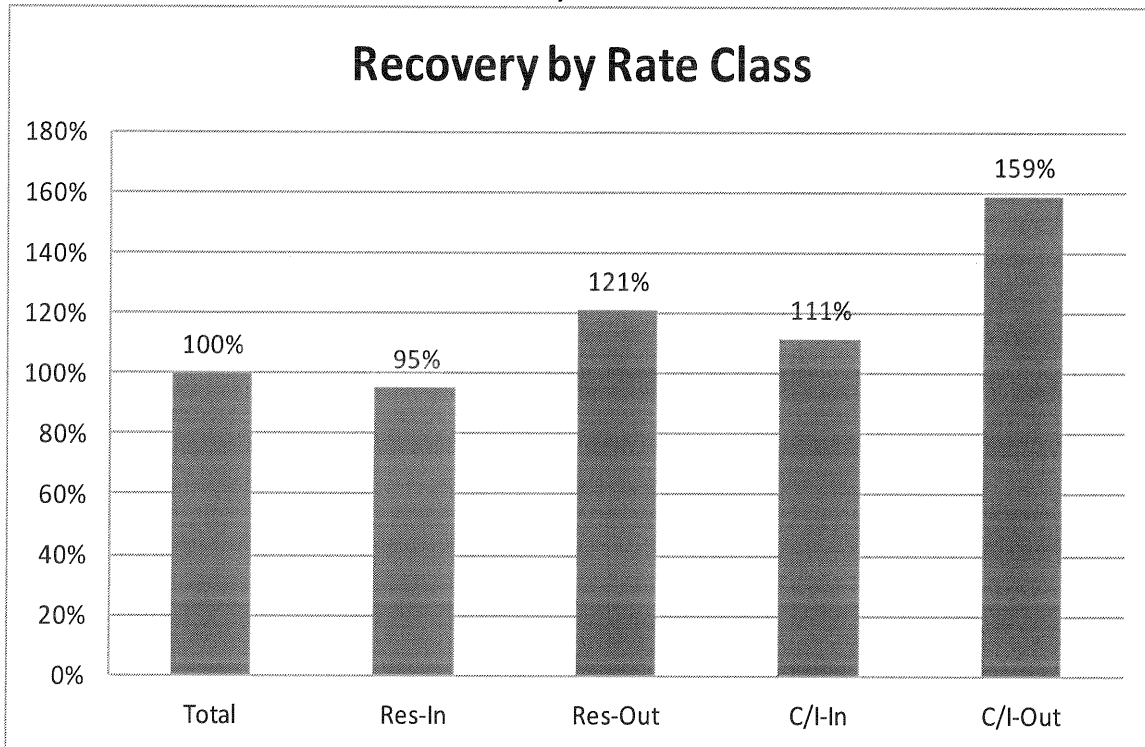




Water Percent Recovery with Debt Service for APPROVED Projects

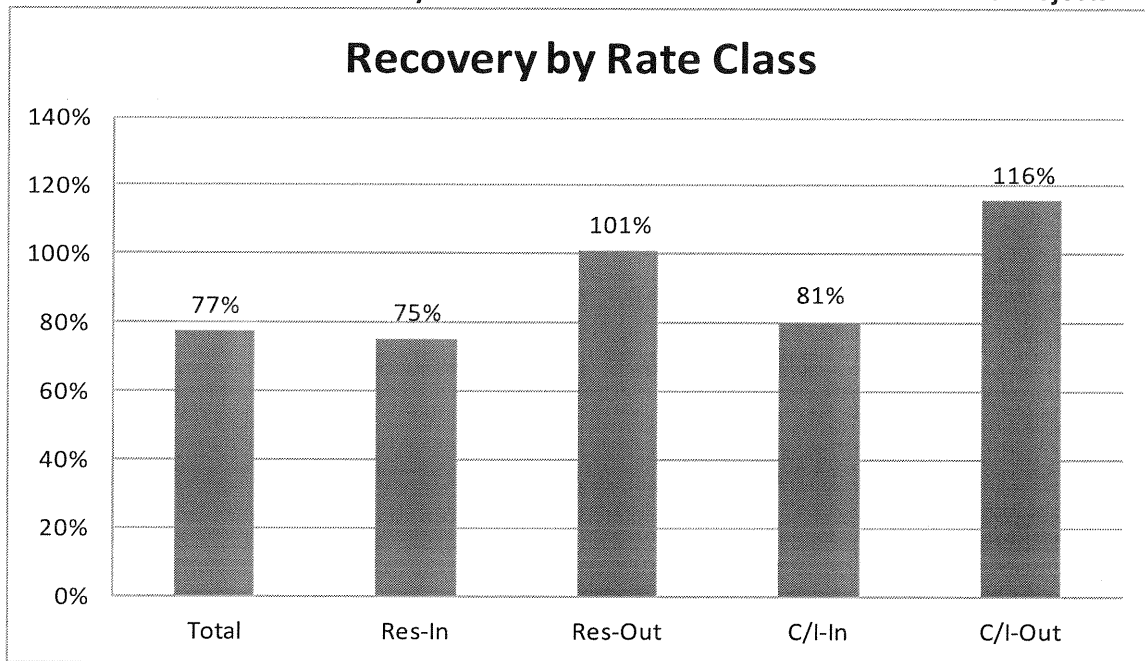


Wastewater Percent Recovery WITHOUT ADDITIONAL Debt Service

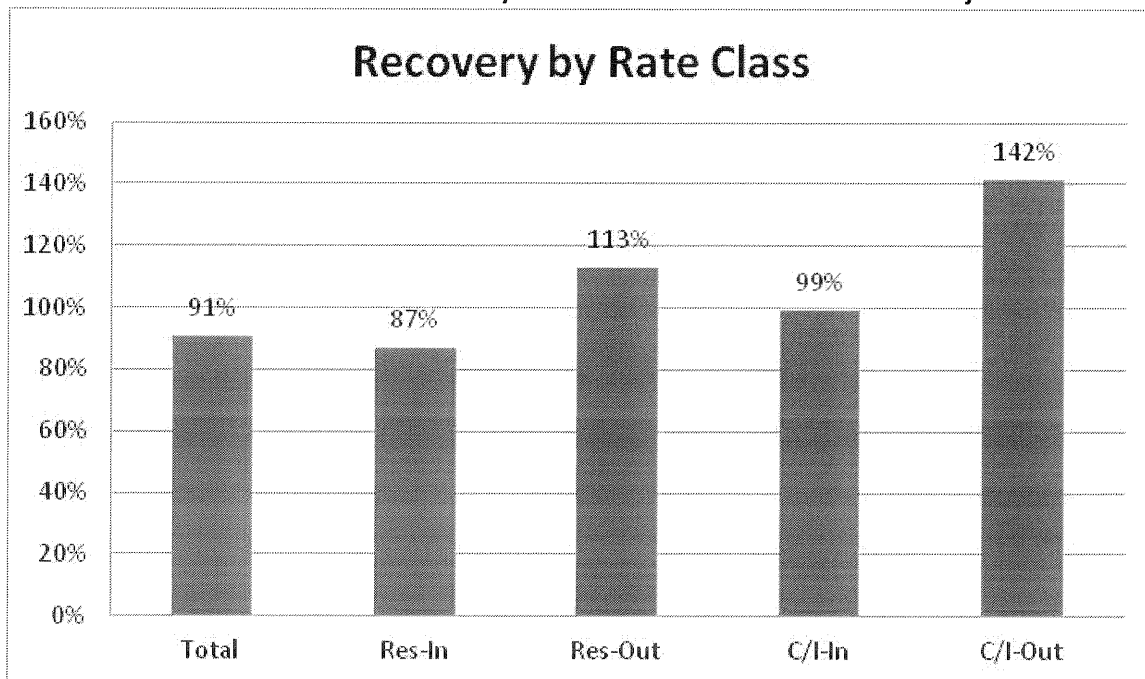




Wastewater Percent Recovery with Debt Service for APPROVED and PENDING Projects



Wastewater Percent Recovery with Debt Service for APPROVED Projects






HISTORIC
FRANKLIN
TENNESSEE

MEMORANDUM

October 15, 2012

TO: Board of Mayor and Alderman

FROM: Eric S. Stuckey, City Administrator 
Russ Truell, ACA for Finance and Administration
Mark Hilty, Water Management Director

SUBJECT: Ordinance 2012-57, an Ordinance Amending the City of Franklin Municipal Code, Title 22 – Comprehensive Fees and Penalties, Chapter 18 – Water and Sewers for the Purpose of Updating Water and Sanitary Sewer User Rates

Purpose

The purpose of this memorandum is to present to the Board of Mayor and Aldermen (BOMA) for their consideration, proposed Ordinance 2012-57, amending the water and sanitary sewer rates for the City of Franklin.

Background

The City of Franklin has completed an independent third-party cost of service study to evaluate the City's progress related to the Water Management Department's five year financial plan approved in 2010. The City has made significant strides toward achieving a rate structure to meet the full cost of service for both water and sanitary sewer and is either on track or ahead of schedule relative to the five year plan.

Starting in late 2009, the City embarked on an integrated water resources planning process to help provide a roadmap for the City's water resources related activities, projects, and policies. A result of this process was the identification of several priority projects in both water and sanitary sewer.

The proposed rate adjustments are consistent with rate adjustments proposed in the fourth and fifth years of the five year financial plan and support the implementation of the BOMA approved integrated water resources plan projects. While staff is proposing two years of rate adjustments with this ordinance, the second year will be reviewed and presented to the BOMA prior to the effective date to ensure the adjustment remains appropriate and consistent with the needs of the utility system.

Staff has presented the cost of service study to the Finance Committee on September 26, 2012 (an overview only) and during the BOMA Work Session on October 9, 2012. Information requested during that meeting has been provided in a separate memorandum dated October 12, 2012.

Options

The Board may choose to adopt, amend, and deny the proposed rate increases. Based on the Board's adopted five year financial plan including a five year rate structure, three options have been presented:

1. Allocate the planned rate increase to the availability charge, which includes the fixed system costs plus the first 1,000 gallons.



HISTORIC
FRANKLIN
TENNESSEE

MEMORANDUM

2. Allocate the planned rate increase to the variable, consumption rate.
3. Allocate the planned rate increase equally to the availability charge and the consumption charge. This has been referred to as the “hybrid” model.

Financial Impact

The proposed rate adjustments for water and sanitary sewer are projected to increase annual revenues by approximately 4% and 7% respectively for the adjustments proposed for January 1, 2013 and for the adjustments proposed for January 1, 2014. The recommended rate increases would be split equally between the fixed, availability charge and the usage-based rate (“hybrid” option).

Recommendation

Staff recommends that the BOMA approve Ordinance 2012-57 to amending the water and sanitary sewer rates, using option #3, the “hybrid” approach.

ORDINANCE NUMBER 2014-32

TO BE ENTITLED: "AN ORDINANCE AMENDING THE CITY OF FRANKLIN MUNICIPAL CODE, APPENDIX A - COMPREHENSIVE FEES AND PENALTIES, CHAPTER 18 – WATER & SEWERS FOR THE PURPOSE OF UPDATING WATER AND SANITARY SEWER USER RATES."

WHEREAS, the City of Franklin, Tennessee, has completed an independent third-party cost of service study that recommended increases in water and sanitary sewer service rates and fees; and

WHEREAS, the Board of Mayor & Aldermen determined that these increases should be implemented over a five year period, and continuing until the cost of service is substantially offset by the increased water and sanitary sewer service rates and fees; and

WHEREAS, the State of Tennessee requires that rates and fees be charged adequately in order to cover costs of such service.

NOW, THEREFORE, BE IT ORDAINED BY THE BOARD OF MAYOR AND ALDERMEN OF FRANKLIN, TENNESSEE AS FOLLOWS:

SECTION I: BE IT ORDAINED BY THE BOARD OF MAYOR AND ALDERMEN OF THE CITY OF FRANKLIN, Tennessee, that Title 22, Chapter 18 – Water & Sewers of the Franklin Municipal Code be amended by changing the following tables and fees to read as follows:

CHAPTER 18
Water & Sewers

Sanitary Sewer Rates – Effective January 1, 2015

| Residential-inside, per 1,000 gallons | | Residential-outside, per 1,000 gallons | |
|---------------------------------------|---------|--|---------|
| Availability charge (1,000 gallons) | \$16.55 | Availability charge (1,000 gallons) | \$21.63 |
| Next 14,000 gallons | \$4.63 | Next 14,000 gallons | \$7.26 |
| All additional gallons | \$3.84 | All additional gallons | \$6.11 |
| Commercial-inside, per 1,000 gallons | | Commercial-outside, per 1,000 gallons | |
| Availability charge (1,000 gallons) | \$41.98 | Availability charge (1,000 gallons) | \$45.46 |
| Next 14,000 gallons | \$5.18 | Next 14,000 gallons | \$8.09 |
| All additional gallons | \$4.19 | All additional gallons | \$6.20 |

Sanitary Sewer Rates – Effective January 1, 2016

| Residential-inside, per 1,000 gallons | | Residential-outside, per 1,000 gallons | |
|---------------------------------------|---------|--|---------|
| Availability charge (1,000 gallons) | \$16.55 | Availability charge (1,000 gallons) | \$21.63 |
| Next 14,000 gallons | \$5.09 | Next 14,000 gallons | \$7.98 |
| All additional gallons | \$4.30 | All additional gallons | \$6.83 |
| Commercial-inside, per 1,000 gallons | | Commercial-outside, per 1,000 gallons | |
| Availability charge (1,000 gallons) | \$41.98 | Availability charge (1,000 gallons) | \$45.46 |
| Next 14,000 gallons | \$5.64 | Next 14,000 gallons | \$8.81 |
| All additional gallons | \$4.65 | All additional gallons | \$6.92 |

Water User Rates – Effective January 1, 2015

| Residential-inside, per 1,000 gallons | | Residential-outside, per 1,000 gallons | |
|---------------------------------------|---------|--|---------|
| Availability charge (1,000 gallons) | \$11.86 | Availability charge (1,000 gallons) | \$14.30 |
| Next 9,000 gallons | \$4.22 | Next 9,000 gallons | \$6.53 |
| Next 15,000 gallons | \$5.15 | Next 15,000 gallons | \$7.11 |
| All additional gallons | \$6.08 | All additional gallons | \$7.69 |
| Commercial-inside, per 1,000 gallons | | Commercial-outside, per 1,000 gallons | |
| Availability charge (1,000 gallons) | \$18.49 | Availability charge (1,000 gallons) | \$22.21 |
| Next 9,000 gallons | \$4.20 | Next 9,000 gallons | \$6.45 |
| Next 15,000 gallons | \$5.13 | Next 15,000 gallons | \$7.03 |
| All additional gallons | \$6.06 | All additional gallons | \$7.61 |

Water User Rates – Effective January 1, 2016


| Residential-inside, per 1,000 gallons | | Residential-outside, per 1,000 gallons | |
|---------------------------------------|---------|--|---------|
| Availability charge (1,000 gallons) | \$11.86 | Availability charge (1,000 gallons) | \$14.30 |
| Next 9,000 gallons | \$4.46 | Next 9,000 gallons | \$6.90 |
| Next 15,000 gallons | \$5.39 | Next 15,000 gallons | \$7.48 |
| All additional gallons | \$6.32 | All additional gallons | \$8.06 |
| Commercial-inside, per 1,000 gallons | | Commercial-outside, per 1,000 gallons | |
| Availability charge (1,000 gallons) | \$18.49 | Availability charge (1,000 gallons) | \$22.21 |
| Next 9,000 gallons | \$4.44 | Next 9,000 gallons | \$6.82 |
| Next 15,000 gallons | \$5.37 | Next 15,000 gallons | \$7.40 |
| All additional gallons | \$6.30 | All additional gallons | \$7.98 |

SECTION II: BE IT FURTHER ORDAINED BY THE BOARD OF MAYOR AND ALDERMEN OF THE CITY OF FRANKLIN, Tennessee, that this ordinance shall take effect on January 1, 2015, from and after its passage on third and final reading, the health, safety and welfare of the citizens requiring it.

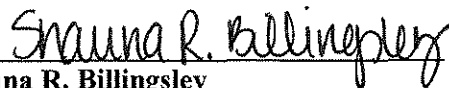
ATTEST:

CITY OF FRANKLIN, TENNESSEE:

By: 
ERIC S. STUCKEY
City Administrator/Recorder

By: 
DR. KEN MOORE,
Mayor

Approved as to form by:

By: 
Shauna R. Billingsley
City Attorney

PASSED FIRST READING: *October 14, 2014*
PUBLIC HEARING HELD: *November 11, 2014*
PASSED SECOND READING: *November 11, 2014*
PASSED THIRD READING: *November 25, 2014*

ORDINANCE NUMBER 2016-015

TO BE ENTITLED: “AN ORDINANCE AMENDING THE CITY OF FRANKLIN MUNICIPAL CODE, APPENDIX A - COMPREHENSIVE FEES AND PENALTIES, CHAPTER 18 – WATER & SEWERS FOR THE PURPOSE OF UPDATING WATER AND SANITARY SEWER USER RATES.”

WHEREAS, the City of Franklin, Tennessee, has completed an independent third-party cost of service study that recommended increases in water and sanitary sewer service rates and fees; and

WHEREAS, the Board of Mayor & Aldermen determined that these increases should be implemented over a five year period, and continuing until the cost of service is substantially offset by the increased water and sanitary sewer service rates and fees; and

WHEREAS, the City of Franklin, Tennessee, has completed an update to the independent third-party cost of service study to recommend adjustments, as necessary, in years three, four and five of the five year period; and

WHEREAS, the State of Tennessee requires that rates and fees be charged adequately in order to cover costs of such service.

NOW, THEREFORE, BE IT ORDAINED BY THE BOARD OF MAYOR AND ALDERMEN OF FRANKLIN, TENNESSEE AS FOLLOWS:

SECTION I: BE IT ORDAINED BY THE BOARD OF MAYOR AND ALDERMEN OF THE CITY OF FRANKLIN, Tennessee, that Title 22, Chapter 18 – Water & Sewers of the Franklin Municipal Code be amended by changing the following tables and fees to read as follows:

CHAPTER 18
Water & Sewers

Sanitary Sewer Rates – Effective January 1, 2017

| Residential-inside, per 1,000 gallons | | Residential-outside, per 1,000 gallons | |
|---------------------------------------|---------|--|---------|
| Availability charge (1,000 gallons) | \$18.55 | Availability charge (1,000 gallons) | \$23.63 |
| Next 14,000 gallons | \$4.82 | Next 14,000 gallons | \$7.45 |
| All additional gallons | \$4.03 | All additional gallons | \$6.30 |
| Commercial-inside, per 1,000 gallons | | Commercial-outside, per 1,000 gallons | |
| Availability charge (1,000 gallons) | \$43.98 | Availability charge (1,000 gallons) | \$47.46 |
| Next 14,000 gallons | \$5.37 | Next 14,000 gallons | \$8.28 |
| All additional gallons | \$4.38 | All additional gallons | \$6.39 |

Sanitary Sewer Rates – Effective January 1, 2018

| Residential-inside, per 1,000 gallons | | Residential-outside, per 1,000 gallons | |
|---------------------------------------|---------|--|---------|
| Availability charge (1,000 gallons) | \$22.75 | Availability charge (1,000 gallons) | \$27.83 |
| Next 14,000 gallons | \$5.67 | Next 14,000 gallons | \$8.56 |
| All additional gallons | \$4.88 | All additional gallons | \$7.41 |
| Commercial-inside, per 1,000 gallons | | Commercial-outside, per 1,000 gallons | |
| Availability charge (1,000 gallons) | \$48.18 | Availability charge (1,000 gallons) | \$51.66 |
| Next 14,000 gallons | \$6.22 | Next 14,000 gallons | \$9.39 |
| All additional gallons | \$5.23 | All additional gallons | \$7.50 |

Water User Rates – Effective January 1, 2017

| Residential-inside, per 1,000 gallons | | Residential-outside, per 1,000 gallons | |
|---------------------------------------|---------|--|---------|
| Availability charge (1,000 gallons) | \$12.86 | Availability charge (1,000 gallons) | \$15.85 |
| Next 9,000 gallons | \$4.56 | Next 9,000 gallons | \$7.06 |
| Next 15,000 gallons | \$5.49 | Next 15,000 gallons | \$7.64 |
| All additional gallons | \$6.42 | All additional gallons | \$8.22 |
| Commercial-inside, per 1,000 gallons | | Commercial-outside, per 1,000 gallons | |
| Availability charge (1,000 gallons) | \$19.49 | Availability charge (1,000 gallons) | \$23.76 |
| Next 9,000 gallons | \$4.54 | Next 9,000 gallons | \$6.98 |
| Next 15,000 gallons | \$5.47 | Next 15,000 gallons | \$7.56 |
| All additional gallons | \$6.40 | All additional gallons | \$8.14 |

Water User Rates – Effective January 1, 2018

| Residential-inside, per 1,000 gallons | | Residential-outside, per 1,000 gallons | |
|---------------------------------------|---------|--|---------|
| Availability charge (1,000 gallons) | \$13.86 | Availability charge (1,000 gallons) | \$17.40 |
| Next 9,000 gallons | \$4.66 | Next 9,000 gallons | \$7.22 |
| Next 15,000 gallons | \$5.59 | Next 15,000 gallons | \$7.80 |
| All additional gallons | \$6.52 | All additional gallons | \$8.38 |
| Commercial-inside, per 1,000 gallons | | Commercial-outside, per 1,000 gallons | |
| Availability charge (1,000 gallons) | \$20.49 | Availability charge (1,000 gallons) | \$25.31 |
| Next 9,000 gallons | \$4.64 | Next 9,000 gallons | \$7.14 |
| Next 15,000 gallons | \$5.57 | Next 15,000 gallons | \$7.72 |
| All additional gallons | \$6.50 | All additional gallons | \$8.30 |

SECTION II: BE IT FURTHER ORDAINED BY THE BOARD OF MAYOR AND ALDERMEN OF THE CITY OF FRANKLIN, Tennessee, that this ordinance shall take effect on January 1, 2017.

ATTEST:

CITY OF FRANKLIN, TENNESSEE:

By: _____
ERIC S. STUCKEY
City Administrator/Recorder

By: _____
DR. KEN MOORE,
Mayor

PASSED FIRST READING:

PUBLIC HEARING HELD:

PASSED SECOND READING:

PASSED THIRD READING:

ORDINANCE NUMBER 2018-47

TO BE ENTITLED: “AN ORDINANCE AMENDING THE CITY OF FRANKLIN MUNICIPAL CODE, APPENDIX A - COMPREHENSIVE FEES AND PENALTIES, CHAPTER 18 – WATER & SEWERS FOR UPDATING WATER AND SANITARY SEWER USER RATES.”

WHEREAS, the City of Franklin, Tennessee, has completed an independent third-party cost of service study that recommended increases in water and sanitary sewer service rates and fees; and

WHEREAS, the Board of Mayor & Aldermen determined that rate planning should be implemented over a five-year period consistent with the Water Management Department Five-Year Rate Plan approved through Resolution 2018-77; and

WHEREAS, the State of Tennessee requires that rates and fees be charged adequately in order to cover costs of such service.

NOW, THEREFORE, BE IT ORDAINED BY THE BOARD OF MAYOR AND ALDERMEN OF FRANKLIN, TENNESSEE, AS FOLLOWS:

SECTION I: That Title 22, Chapter 18 – Water & Sewers of the Franklin Municipal Code be amended by changing the following tables and fees to read as follows:

**CHAPTER 18
Water & Sewers**

Sanitary Sewer Rates – Effective January 1, 2019

| Residential-inside, per 1,000 gallons | | Residential-outside, per 1,000 gallons | |
|---------------------------------------|---------|--|---------|
| Availability charge (1,000 gallons) | \$17.71 | Availability charge (1,000 gallons) | \$22.79 |
| Next 14,000 gallons | \$6.13 | Next 14,000 gallons | \$9.52 |
| All additional gallons | \$5.34 | All additional gallons | \$8.37 |
| Commercial-inside, per 1,000 gallons | | Commercial-outside, per 1,000 gallons | |
| Availability charge (1,000 gallons) | \$43.14 | Availability charge (1,000 gallons) | \$46.62 |
| Next 14,000 gallons | \$6.68 | Next 14,000 gallons | \$10.35 |
| All additional gallons | \$5.69 | All additional gallons | \$8.46 |

Sanitary Sewer Rates – Effective January 1, 2020

| Residential-inside, per 1,000 gallons | | Residential-outside, per 1,000 gallons | |
|---------------------------------------|---------|--|---------|
| Availability charge (1,000 gallons) | \$18.87 | Availability charge (1,000 gallons) | \$23.95 |
| Next 14,000 gallons | \$6.27 | Next 14,000 gallons | \$9.66 |
| All additional gallons | \$5.48 | All additional gallons | \$8.51 |
| Commercial-inside, per 1,000 gallons | | Commercial-outside, per 1,000 gallons | |
| Availability charge (1,000 gallons) | \$44.30 | Availability charge (1,000 gallons) | \$47.78 |
| Next 14,000 gallons | \$6.82 | Next 14,000 gallons | \$10.49 |
| All additional gallons | \$5.83 | All additional gallons | \$8.60 |

Water User Rates – Effective January 1, 2019

| Residential-inside, per 1,000 gallons | | Residential-outside, per 1,000 gallons | |
|---------------------------------------|---------|--|---------|
| Availability charge (1,000 gallons) | \$12.61 | Availability charge (1,000 gallons) | \$15.05 |
| Next 9,000 gallons | \$5.07 | Next 9,000 gallons | \$7.79 |
| Next 15,000 gallons | \$6.00 | Next 15,000 gallons | \$8.37 |
| All additional gallons | \$6.93 | All additional gallons | \$8.95 |
| Commercial-inside, per 1,000 gallons | | Commercial-outside, per 1,000 gallons | |
| Availability charge (1,000 gallons) | \$19.24 | Availability charge (1,000 gallons) | \$22.96 |
| Next 9,000 gallons | \$5.05 | Next 9,000 gallons | \$7.71 |
| Next 15,000 gallons | \$5.98 | Next 15,000 gallons | \$8.29 |
| All additional gallons | \$6.91 | All additional gallons | \$8.87 |

Water User Rates – Effective January 1, 2020

| Residential-inside, per 1,000 gallons | | Residential-outside, per 1,000 gallons | |
|---------------------------------------|---------|--|---------|
| Availability charge (1,000 gallons) | \$13.36 | Availability charge (1,000 gallons) | \$15.80 |
| Next 9,000 gallons | \$5.18 | Next 9,000 gallons | \$7.90 |
| Next 15,000 gallons | \$6.11 | Next 15,000 gallons | \$8.48 |
| All additional gallons | \$7.04 | All additional gallons | \$9.06 |
| Commercial-inside, per 1,000 gallons | | Commercial-outside, per 1,000 gallons | |
| Availability charge (1,000 gallons) | \$19.99 | Availability charge (1,000 gallons) | \$23.71 |
| Next 9,000 gallons | \$5.16 | Next 9,000 gallons | \$7.82 |
| Next 15,000 gallons | \$6.09 | Next 15,000 gallons | \$8.40 |
| All additional gallons | \$7.02 | All additional gallons | \$8.98 |

SECTION II: BE IT FURTHER ORDAINED BY THE BOARD OF MAYOR AND ALDERMEN OF THE CITY OF FRANKLIN, Tennessee, that this ordinance shall take effect on January 1, 2019.

ATTEST:

CITY OF FRANKLIN, TENNESSEE:

By: _____
ERIC S. STUCKEY
City Administrator/Recorder

By: _____
DR. KEN MOORE
Mayor

Approved as to form by:

Sauna R. Billingsley
City Attorney

PASSED FIRST READING: _____

PUBLIC HEARING HELD: _____

PASSED SECOND READING: _____

PASSED THIRD READING: _____

ORDINANCE 2020-12

AN ORDINANCE AMENDING THE CITY OF FRANKLIN MUNICIPAL CODE, APPENDIX A - COMPREHENSIVE FEES AND PENALTIES, CHAPTER 18 – WATER & SEWERS FOR UPDATING WATER AND SANITARY SEWER USER RATES.

WHEREAS, the City of Franklin, Tennessee, has completed an independent third-party cost of service study that recommended increases in water and sanitary sewer service rates and fees; and

WHEREAS, the Board of Mayor & Aldermen determined that rate planning should be implemented over a five-year period consistent with the Water Management Department Five-Year Rate Plan approved through Resolution 2018-77; and

WHEREAS, the State of Tennessee requires that rates and fees be charged adequately in order to cover costs of such service.

WHEREAS, three options are presented in front of the Board for water and sewer and are outlined as follows:

WATER

- Option A: Increase the monthly customer charge by \$1.50 each year for two years for each rate class.
- Option B: Increase monthly customer charge by \$0.75 each year for each rate class and increase volumetric charge by \$0.11 each year for each rate class.
- Option C: Increase volumetric charge by \$0.22 each year for each rate class.

SEWER

- Option A: Increase monthly customer charge by \$2.32 each year for two years for each rate class.
- Option B: Increase monthly customer charge by \$1.16 each year for each rate class and increase volumetric charge by \$0.14 each year for each rate class.
- Option C: Increase volumetric charge by \$0.28 each year for each rate class.

NOW, THEREFORE, BE IT ORDAINED BY THE BOARD OF MAYOR AND ALDERMEN OF FRANKLIN, TENNESSEE, AS FOLLOWS:

SECTION I: The Board has selected Option B for water rate design.

SECTION II: The Board has selected Option B for sewer rate design.

SECTION III: Appendix A, Comprehensive Fees and Penalties, Chapter 18 of the Franklin Municipal Code be amended by changing the following tables and fees to read as follows:

| WATER RATE TABLE (January 1, 2021) | | | | | |
|---|---------|-------------------|-----------|-----------|----------------------|
| | | First 1k gallons | Next 9k | Next 15k | All Additional Usage |
| | | (customer charge) | (gallons) | (gallons) | (per 1,000 gallons) |
| Residential | Inside | \$14.11 | \$5.29 | \$6.22 | \$7.15 |
| Residential | Outside | \$16.55 | \$8.01 | \$8.59 | \$9.17 |
| Commercial | Inside | \$20.74 | \$5.27 | \$6.20 | \$7.13 |
| Commercial | Outside | \$24.46 | \$7.93 | \$8.51 | \$9.09 |

| WATER RATE TABLE (January 1, 2022) | | | | | |
|---|---------|-------------------|-----------|-----------|----------------------|
| | | First 1k gallons | Next 9k | Next 15k | All Additional Usage |
| | | (customer charge) | (gallons) | (gallons) | (per 1,000 gallons) |
| Residential | Inside | \$14.86 | \$5.40 | \$6.33 | \$7.26 |
| Residential | Outside | \$17.30 | \$8.12 | \$8.70 | \$9.28 |
| Commercial | Inside | \$21.49 | \$5.38 | \$6.31 | \$7.24 |
| Commercial | Outside | \$25.21 | \$8.04 | \$8.62 | \$9.20 |

| SEWER RATE TABLE (January 1, 2021) | | | | |
|---|---------|-------------------|-----------|-----------|
| | | First 1k gallons | Next 14k | Over 15k |
| | | (customer charge) | (gallons) | (gallons) |
| Residential | Inside | \$20.03 | \$6.41 | \$5.62 |
| Residential | Outside | \$25.11 | \$9.80 | \$8.65 |
| Commercial | Inside | \$45.46 | \$6.96 | \$5.97 |
| Commercial | Outside | \$48.94 | \$10.63 | \$8.74 |

| SEWER RATE TABLE (January 1, 2022) | | | | |
|---|---------|-------------------|-----------|-----------|
| | | First 1k gallons | Next 14k | Over 15k |
| | | (customer charge) | (gallons) | (gallons) |
| Residential | Inside | \$21.19 | \$6.55 | \$5.76 |
| Residential | Outside | \$26.27 | \$9.94 | \$8.79 |
| Commercial | Inside | \$46.62 | \$7.10 | \$6.11 |
| Commercial | Outside | \$50.10 | \$10.77 | \$8.88 |

SECTION IV. BE IT FURTHER ORDAINED BY THE BOARD OF MAYOR AND ALDERMEN OF THE CITY OF FRANKLIN, Tennessee, that this ordinance shall take effect on January 1, 2021.

ATTEST:

CITY OF FRANKLIN, TENNESSEE:

BY: _____
ERIC S. STUCKEY
City Administrator/Recorder

BY: _____
Dr. Ken Moore
Mayor

PASSED FIRST READING:
PUBLIC HEARING:
PASSED SECOND READING:
PASSED THIRD READING:

Approved as to form by:

Shauna R. Billingsley, City Attorney

ORDINANCE 2021-40
As Amended

**AN ORDINANCE AMENDING THE CITY OF FRANKLIN MUNICIPAL CODE, APPENDIX A -
COMPREHENSIVE FEES AND PENALTIES, CHAPTER 18 – WATER & SEWERS FOR THE PURPOSE
OF UPDATING WATER, SANITARY SEWER, AND RECLAIMED WATER USER RATES**

WHEREAS, the City of Franklin, Tennessee, has completed an independent third-party cost of service study that recommended increases in water, sanitary sewer, and reclaimed water service rates and fees; and

WHEREAS, the Board of Mayor & Aldermen determined that rate planning should be conducted on a regular basis to ensure rate sufficiency; and

WHEREAS, the State of Tennessee requires that rates and fees be charged adequately in order to cover costs of such service; and

WHEREAS, two options are presented in front of the Board for water and sewer user rates and a recommendation for reclaimed water user rates, outlined as follows:

WATER

- Option A: Increase the Monthly Customer Charge for each Rate Class in year one by \$2.21 and in year two by \$1.72.
- Option B: Increase the monthly Customer Charge for each rate class in year one by \$1.10 and in year two by \$0.86. Increase the Volumetric Charge for each rate class in year one by \$0.18 and in year two by \$0.14.

SEWER

- Option A: Increase the monthly Customer Charge for Residential – In, Residential – Out and Commercial – In, in year one by \$2.05 and in year two by \$1.76.
- Option B: Increase the monthly Customer Charge for Residential – In, Residential – Out and Commercial – In, in year one by \$1.02 and in year two by \$0.88. Increase the Volumetric Charge for Residential – In, Residential – Out and Commercial – In, in year one by \$0.14 and in year two by \$0.12.

RECLAIMED WATER

- Increase the Volumetric Charge in year one and year two by \$0.10 each year.

NOW, THEREFORE, BE IT ORDAINED BY THE BOARD OF MAYOR AND ALDERMEN OF FRANKLIN, TENNESSEE, AS FOLLOWS:

SECTION I: The Board has selected Option A for water rate design. Appendix A, Comprehensive Fees and Penalties, Chapter 18 – Water & Sewers of the Franklin Municipal Code be amended by changing the following tables and fees to read as follows:

| Water Rate Table (January 1, 2022) – OPTION A | | | | | |
|--|---------|---------------------------------------|----------------------|-----------------------|---|
| | | First 1k gallons (customer charge) | Next 9k (gallons) | Next 15k (gallons) | All Additional Usage (per 1,000 gallons) |
| Residential | Inside | \$16.32 | \$5.29 | \$6.22 | \$7.15 |
| Residential | Outside | \$18.76 | \$8.01 | \$8.59 | \$9.17 |
| Commercial | Inside | \$22.95 | \$5.27 | \$6.20 | \$7.13 |
| Commercial | Outside | \$26.67 | \$7.93 | \$8.51 | \$9.09 |

| Water Rate Table (January 1, 2023) – OPTION A | | | | | |
|--|---------|---------------------------------------|----------------------|-----------------------|---|
| | | First 1k gallons (customer charge) | Next 9k (gallons) | Next 15k (gallons) | All Additional Usage (per 1,000 gallons) |
| Residential | Inside | \$18.04 | \$5.29 | \$6.22 | \$7.15 |
| Residential | Outside | \$20.48 | \$8.01 | \$8.59 | \$9.17 |
| Commercial | Inside | \$24.67 | \$5.27 | \$6.20 | \$7.13 |
| Commercial | Outside | \$28.39 | \$7.93 | \$8.51 | \$9.09 |

| Water Rate Table (January 1, 2022) – OPTION B | | | | | |
|--|---------|---------------------------------------|----------------------|-----------------------|---|
| | | First 1k gallons (customer charge) | Next 9k (gallons) | Next 15k (gallons) | All Additional Usage (per 1,000 gallons) |
| Residential | Inside | \$15.21 | \$5.47 | \$6.40 | \$7.33 |
| Residential | Outside | \$17.65 | \$8.19 | \$8.77 | \$9.35 |
| Commercial | Inside | \$21.84 | \$5.45 | \$6.38 | \$7.31 |
| Commercial | Outside | \$25.56 | \$8.11 | \$8.69 | \$9.27 |

| Water Rate Table (January 1, 2023) – OPTION B | | | | | |
|--|---------|---------------------------------------|----------------------|-----------------------|---|
| | | First 1k gallons (customer charge) | Next 9k (gallons) | Next 15k (gallons) | All Additional Usage (per 1,000 gallons) |
| Residential | Inside | \$18.04 | \$5.29 | \$6.22 | \$7.15 |
| Residential | Outside | \$20.48 | \$8.01 | \$8.59 | \$9.17 |
| Commercial | Inside | \$24.67 | \$5.27 | \$6.20 | \$7.13 |
| Commercial | Outside | \$28.39 | \$7.93 | \$8.51 | \$9.09 |

SECTION II: The Board has selected **Option A** for sewer rate design. Appendix A, Comprehensive Fees and Penalties, Chapter 18 – Water & Sewers of the Franklin Municipal Code be amended by changing the following tables and fees to read as follows:

| Sewer Rate Table (January 1, 2022) – OPTION A | | | | |
|--|---------|---------------------------------------|-----------------------|-----------------------|
| | | First 1k gallons (customer charge) | Next 14k (gallons) | Over 15k (gallons) |
| Residential | Inside | \$22.08 | \$6.41 | \$5.62 |
| Residential | Outside | \$27.16 | \$9.80 | \$8.65 |
| Commercial | Inside | \$47.51 | \$6.96 | \$5.97 |
| Commercial | Outside | \$48.94 | \$10.63 | \$8.74 |

| Sewer Rate Table (January 1, 2023) – OPTION A | | | | |
|--|---------|---------------------------------------|-----------------------|-----------------------|
| | | First 1k gallons (customer charge) | Next 14k (gallons) | Over 15k (gallons) |
| Residential | Inside | \$23.84 | \$6.41 | \$5.62 |
| Residential | Outside | \$28.92 | \$9.80 | \$8.65 |
| Commercial | Inside | \$49.27 | \$6.96 | \$5.97 |
| Commercial | Outside | \$48.94 | \$10.63 | \$8.74 |

| Sewer Rate Table (January 1, 2022) – OPTION B | | | | |
|--|---------|---------------------------------------|-----------------------|-----------------------|
| | | First 1k gallons (customer charge) | Next 14k (gallons) | Over 15k (gallons) |
| Residential | Inside | \$21.05 | \$6.55 | \$5.76 |
| Residential | Outside | \$26.13 | \$9.94 | \$8.79 |
| Commercial | Inside | \$46.48 | \$7.10 | \$6.11 |
| Commercial | Outside | \$48.94 | \$10.63 | \$8.74 |

| Sewer Rate Table (January 1, 2023) – OPTION B | | | | |
|--|---------|---------------------------------------|-----------------------|-----------------------|
| | | First 1k gallons (customer charge) | Next 14k (gallons) | Over 15k (gallons) |
| Residential | Inside | \$21.93 | \$6.67 | \$5.88 |
| Residential | Outside | \$27.01 | \$10.06 | \$8.91 |
| Commercial | Inside | \$47.36 | \$7.22 | \$6.23 |
| Commercial | Outside | \$48.94 | \$10.63 | \$8.74 |

SECTION III: The Board has elected to increase the reclaimed water rate as recommended. Appendix A, Comprehensive Fees and Penalties, Chapter 18 – Water & Sewers of the Franklin Municipal Code be amended by changing the following tables and fees to read as follows:

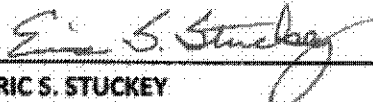
| Reclaimed Water Rate Table (January 1, 2022) | |
|--|-----------------------------------|
| | \$1.07/1,000 gallons |
| | Availability charge/1,000 gallons |


| Reclaimed Water Rate Table (January 1, 2023) | |
|--|-----------------------------------|
| Reclaimed Water Rate | \$1.17/1,000 gallons |
| | Availability charge/1,000 gallons |

SECTION IV: BE IT FURTHER ORDAINED BY THE BOARD OF MAYOR AND ALDERMEN OF THE CITY OF FRANKLIN, Tennessee, that this ordinance shall take effect on January 1, 2022.


ATTEST:

CITY OF FRANKLIN, TENNESSEE:

By: 
ERIC S. STUCKEY
 City Administrator/Recorder

By: 
DR. KEN MOORE
 Mayor

Approved as to Form:

By: 
Shauna R. Billingsley
 City Attorney

PASSED FIRST READING: September 14, 2021
 PUBLIC HEARING HELD: September 28, 2021
 PASSED SECOND READING: September 28, 2021
 PASSED THIRD READING: October 12, 2021