

Total Municipal Electricity Usage and Cost

FY Year	Usage	Cost
Base Year 2008	24,800,000 kWh	\$ 2,600,000
2013-2014	27,118,515.02 kWh	\$ 2,884,968.00
2014-2015	26,743,092.00 kWh	\$ 2,905,019.72
2015-2016	27,762,427.00 kWh	\$ 2,880,570.71
2016-2017	26,790,143.00 kWh	\$ 2,672,170.01
2017-2018	23,861,360.00 kWh	\$ 2,702,953.47
2018-2019	25,029,025.98 kWh	\$ 2,871,121.38
2019-2020	24,705,955.00 kWh	\$ 2,753,071.49

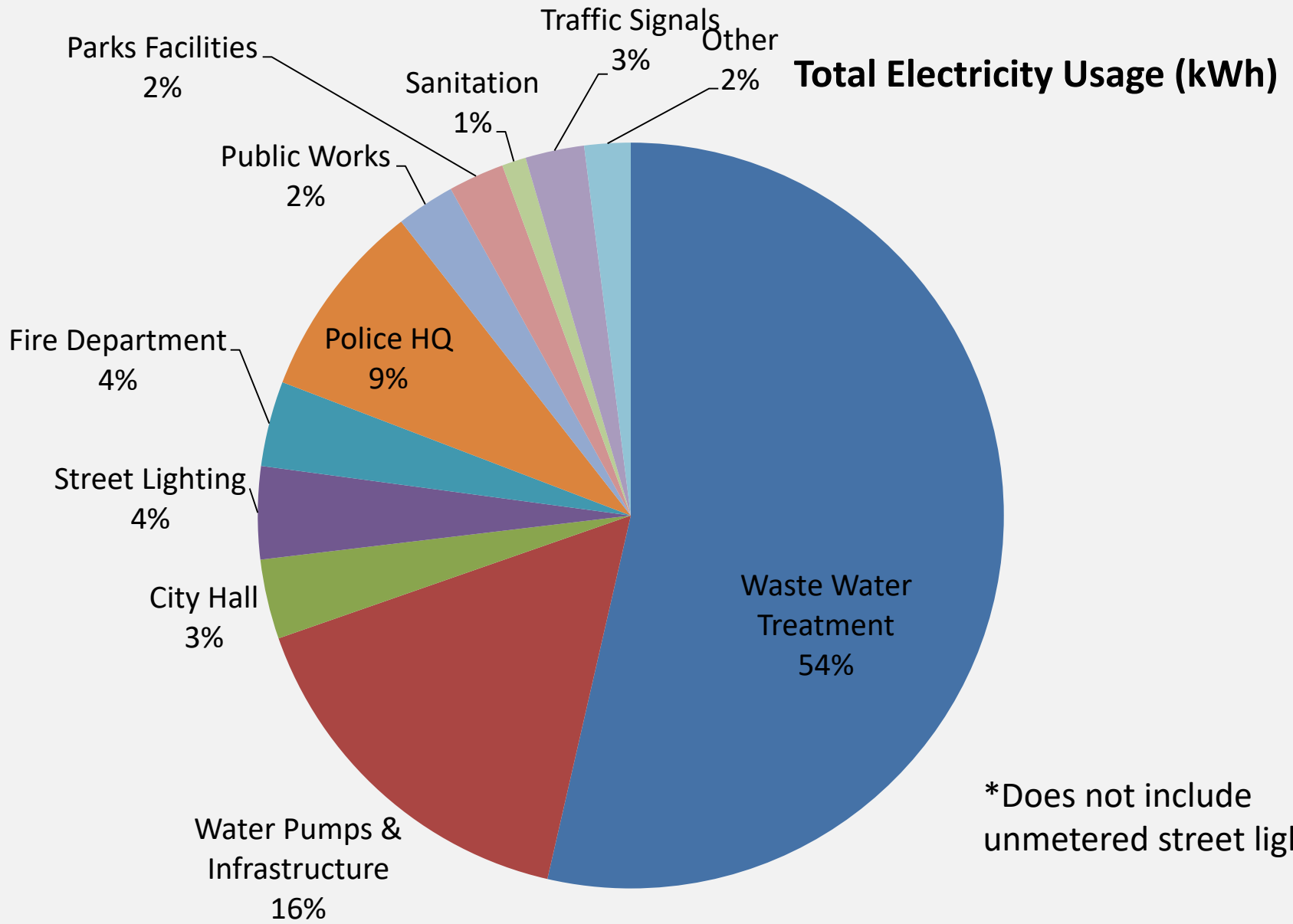
*Starting in 2017, does not include consumption for unmetered lights

Electricity Usage and Cost

Facility	Usage	Cost
Fire Stations (8) + sirens	912,571 kWh	\$96,581.82
Police HQ + Garage	2,045,800 kWh	\$170,373.73
City Hall + 2 nd Ave Garage	853,281 kWh	\$83,403.77
Public Works	626,880 kWh	\$56,878.06
Sanitation/ Solid Waste	258,320 kWh	\$26,238.61
Parks	597,628 kWh	\$68,839.53
Water Treatment/ Pumps	3,969,525 kWh	\$388,508.72
Wastewater Treatment/ Sewer	13,239,728 kWh	\$1,209,811.05
Unmetered Street Lights	N/A	\$465,943.54
Metered Street Lights	991,817 kWh	\$82,958.42

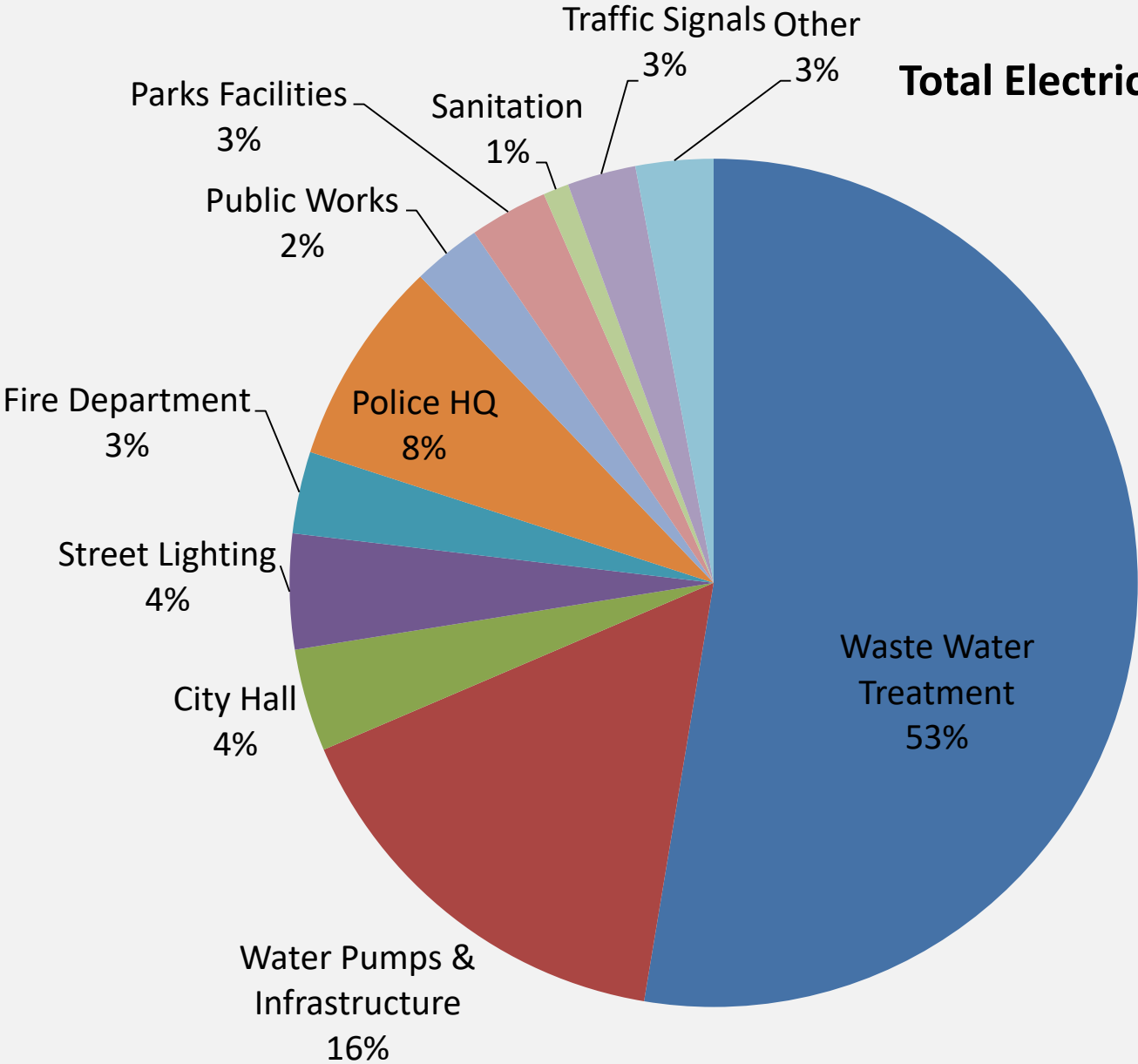
2018-2019 Electricity Usage and Cost

Facility	Usage	Cost
Fire Stations (8) + sirens	782,236 kWh	\$86,861.92
Police HQ + Garage	1,965,600 kWh	\$161,121.38
City Hall + 2 nd Ave Garage	979,049 kWh	\$95,744.98
Public Works	654,000 kWh	\$59,767.43
Sanitation/ Solid Waste	245,200 kWh	\$24,144.18
Parks	747,200 kWh	\$82,357.93
Water Treatment/ Pumps	3,990,282 kWh	\$381,118.34
Wastewater Treatment/ Sewer	13,171,329 kWh	\$1,231,130.51
Unmetered Street Lights	N/A	\$473,866.35
Metered Street Lights	1,098,288 kWh	\$92,314.92



Total energy CY 2019/2020 usage= 24,705,955 kWh

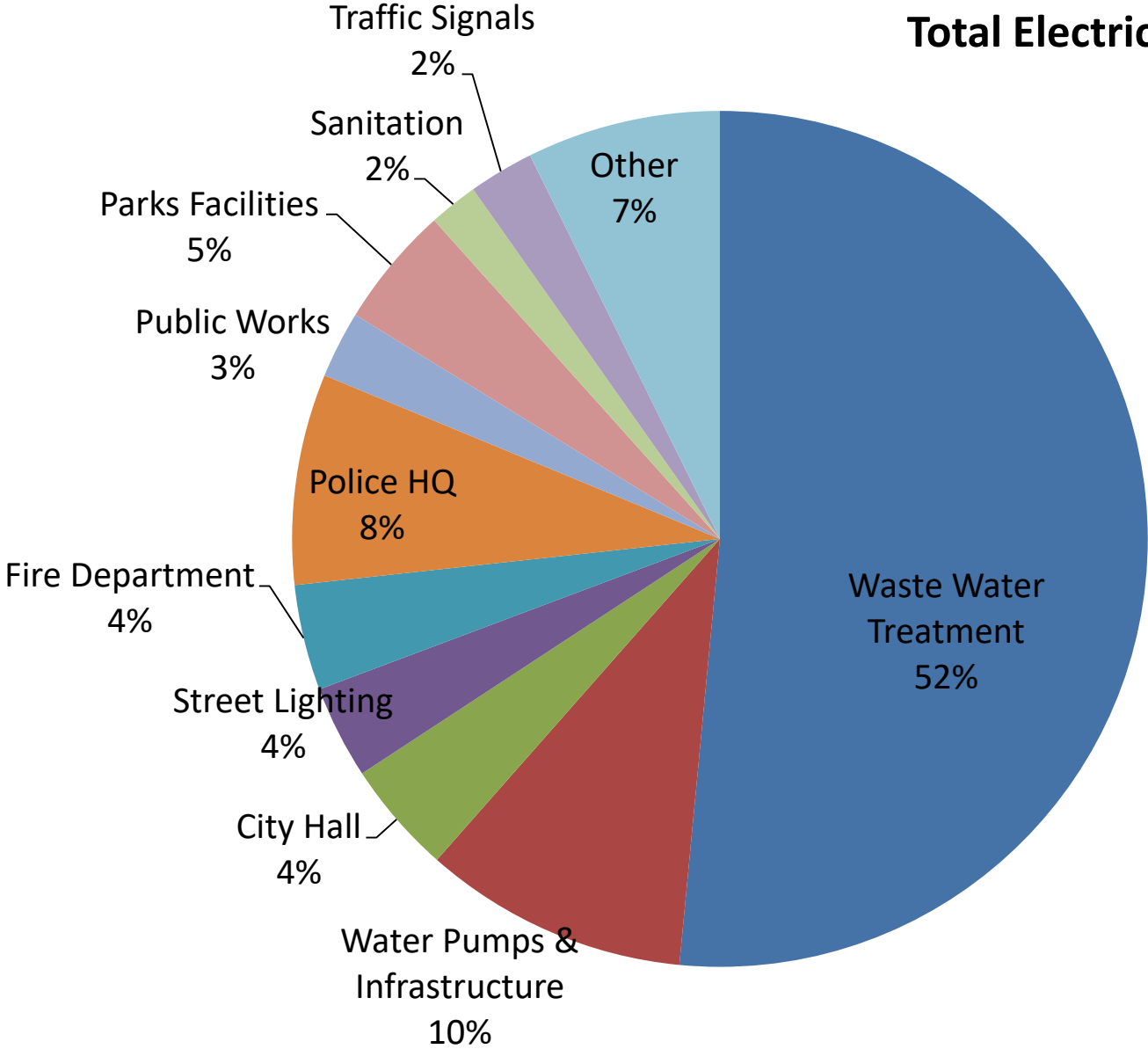
Total Electricity Usage (kWh)



*Does not include unmetered lights

Total energy CY 2018/2019 usage= 25,029,025.98 kWh

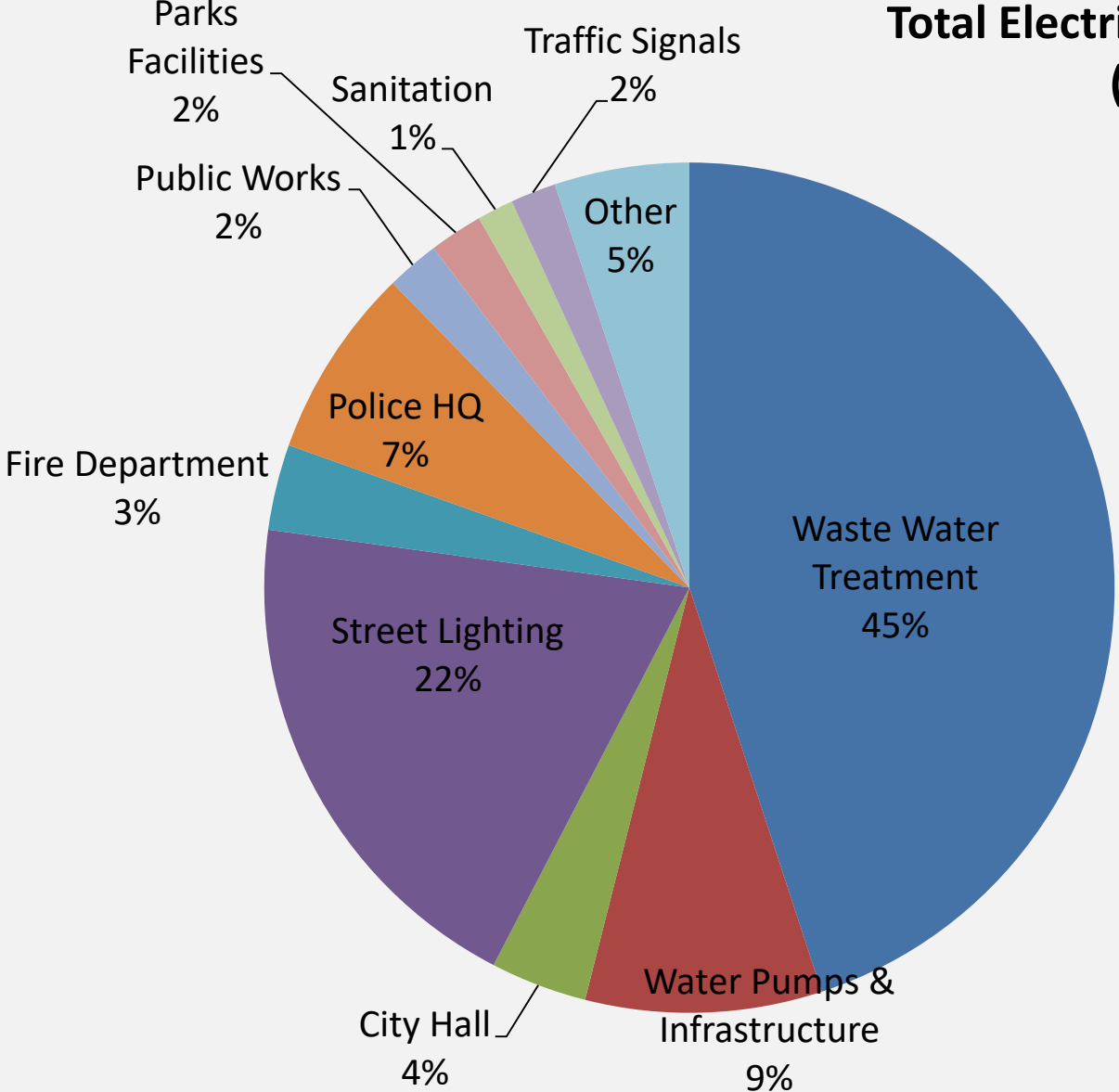
Total Electricity Usage (kWh)



*Does not include unmetered lights

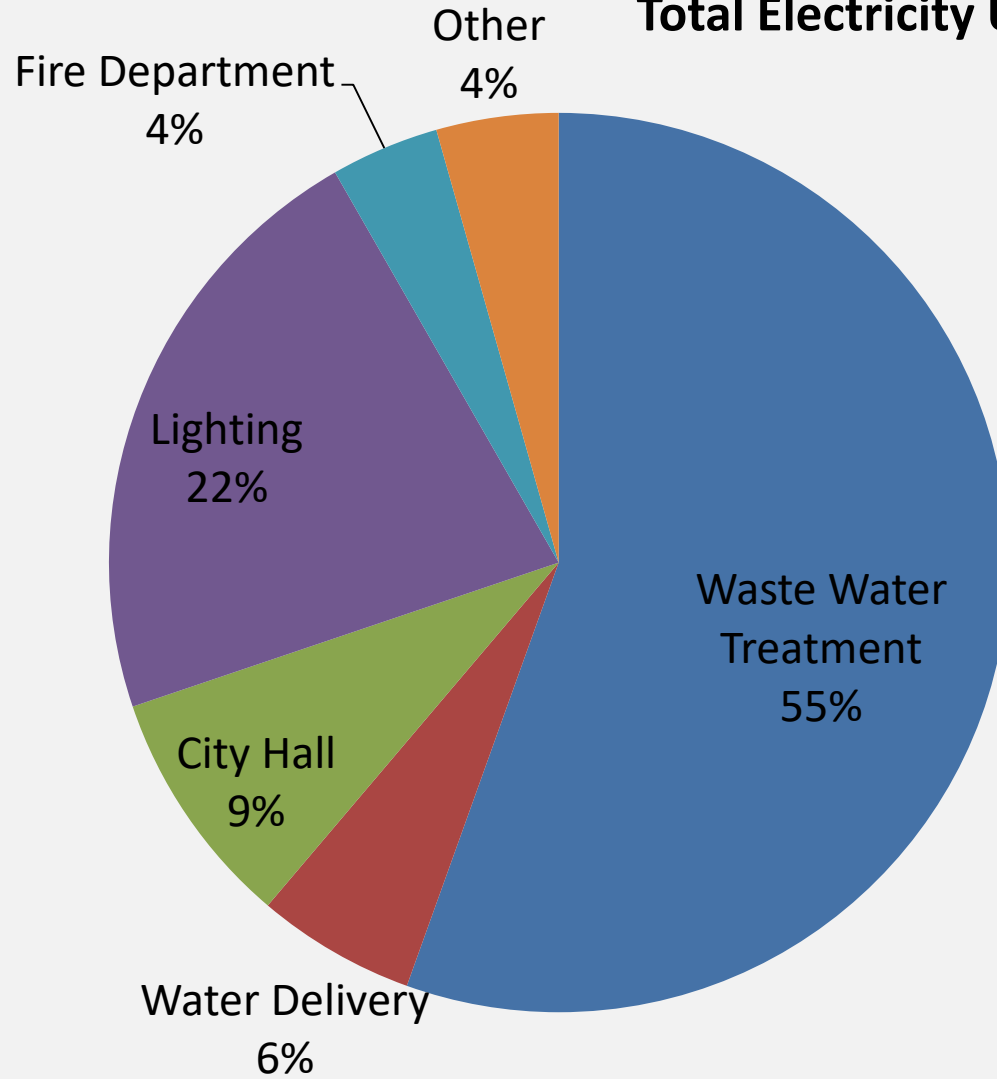
Total energy CY 2017/2018 usage= 23,861,360.00 kWh

Total Electricity Usage 2016 (kWh)



Total energy CY 2016 usage=27,200,000 kWh

Total Electricity Usage 2008 (kWh)



CY 2008 Energy Usage=24,800,000 kWh

Estimated CY 2008 Electric Expenses=\$2.6 million

FY 19-20 Solar Revenues

1 MW Array:

- 1,239,258.96 kWh
- \$171,100.74
- City keeps 10% = \$17,110.07

200 kW Array:

- \$47,202.55
- City keeps 20% = \$9,440.51
- **Total City Revenue: \$26,500.58**

