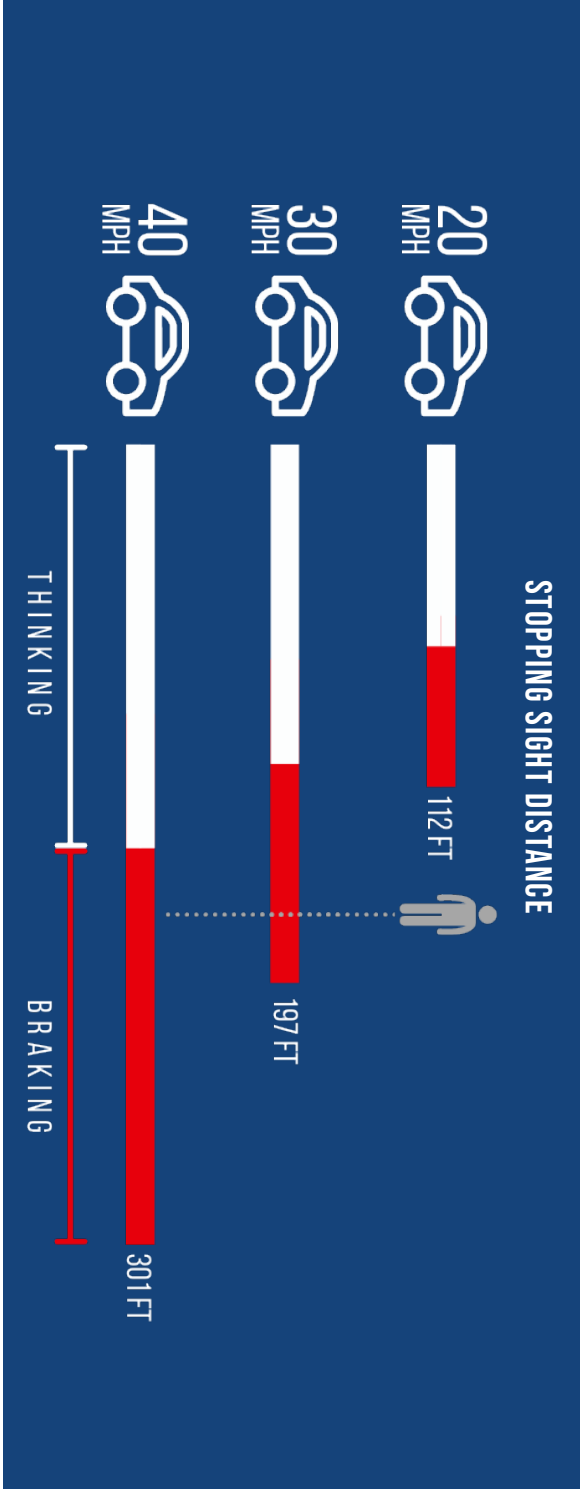


HOW THE CITY OF FRANKLIN ENCOURAGES TRAFFIC CALMING



SPEED SIGNAGE



TRAFFIC CIRCLES



SPEED CUSHION



ROAD DIET

CITY OF FRANKLIN
NEIGHBORHOOD TRAFFIC CALMING PROGRAM



SAFETY BROCHURE

BY THE NUMBERS

source: NHTSA 2018 Annual Crash Report
Numbers are national unless stated otherwise

36,560

Total number of traffic fatalities in 2018

85%

The percentage of speeding related crashes occurring on non-interstate roadways

26%

The percentage of traffic fatalities in the US that were speeding related

6,283

Total number of pedestrians killed in 2018

26%

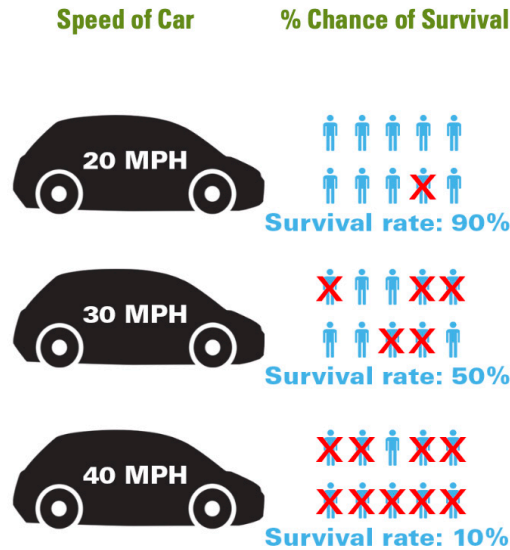
The percentage of the fatal crashes that occurred between 6-9 pm

19%

The percentage of children 14 and younger killed in a crash who died as a pedestrian

WHY IT'S IMPORTANT

The survival rate of pedestrians hit by cars goes down the faster the car is moving



source: San Francisco Municipal Transportation Agency

HELPFUL RESOURCES

Franklin.tn.gov/transportation

Safety.fhwa.dot.gov

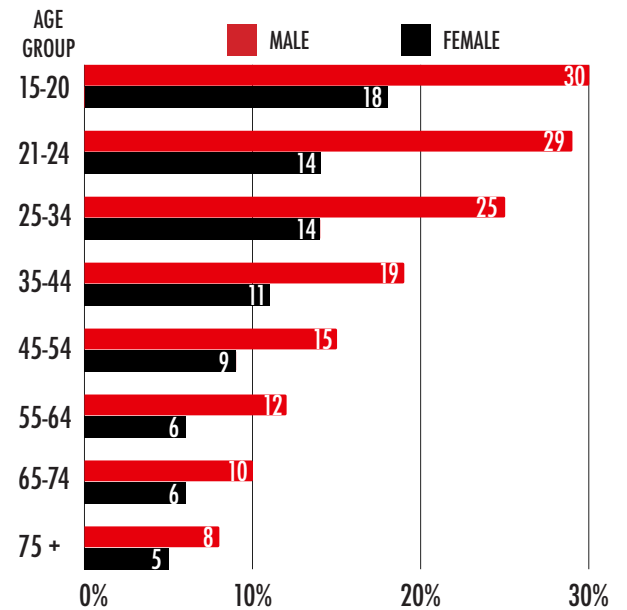
Franklin Police Department
Non-Emergency Phone Number
(615) 794-2513

Ask for Traffic Unit to request enforcement or temporary use of portable speed signs

MAKING STREETS SAFER

- ▶ Local street speed limit is 25 mph unless otherwise posted (Ord 15-301)
- ▶ Children should not play in the street
- ▶ Play vehicles, such as Power Wheels, roller skates, & skateboards are illegal in the street (Ord 16-115)
- ▶ Talk to younger drivers about the dangers of speeding
- ▶ When in residential areas, slow down
- ▶ Don't park within 25 feet of an intersection or block crosswalk ramps (Ord 15-603)

% OF SPEEDING DRIVERS INVOLVED IN FATAL CRASHES BY AGE & GENDER



source: FARS 2018 ARF