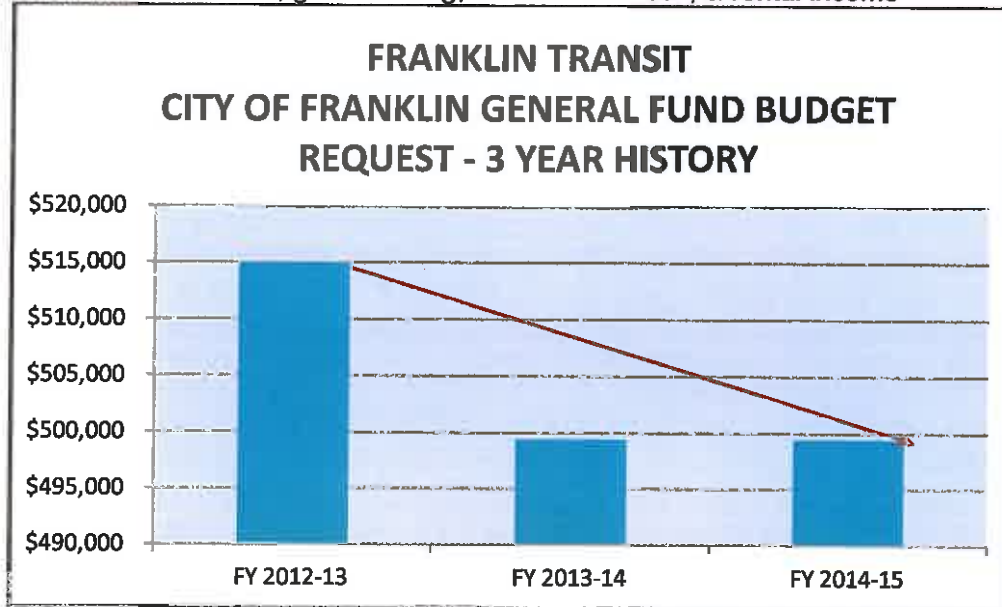


FRANKLIN TRANSIT – FY 2014-15 BUDGET

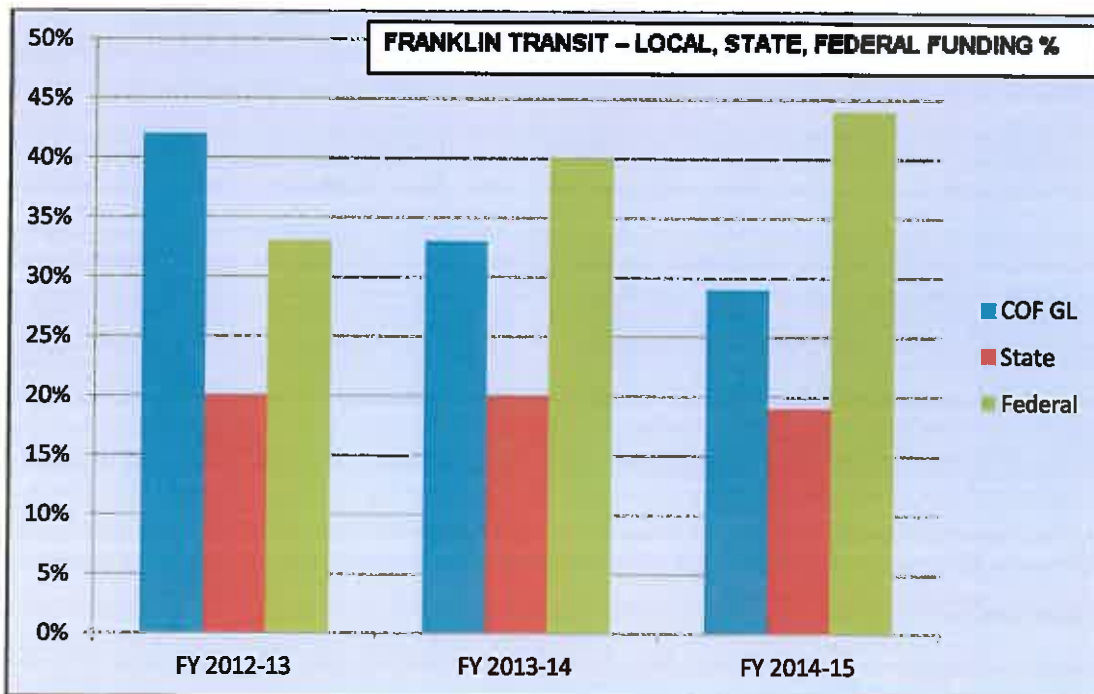
The TMA Group, the operator and manager of record of the Franklin Transit Authority, is a regional leader in customizing environmentally friendly, multimodal transportation solutions for employers and communities.

FUNDING/GRANTS/ FINANCIAL:

- **FY 2014-15 COF GL funding is 29% of budget**
- Due to increased efficiencies, grant funding, increase fare box, & rental income



- **GRANT FUNDING:**
 - Grant funding enable service expansion to workforce pockets in Franklin; additional TODD service; and increased service to meet needs of ADA and Senior populations, without additional City of Franklin General Fund monies



<u>FY 2014-15</u>
\$722,408 Federal Grants
\$38,186 New Freedom Funds
\$249,515 TDOT Operating Funds
\$80,301 TDOT Grants
GRANTS: Funding available to Franklin Transit Authority in active grants/contracts with the Federal Transit Admin. and TDOT are secured.

Franklin's public transit system selected as a transportation project for inclusion in the MPO 2035 Regional Transportation Plan adopted by Mayors, promoting livability, prosperity, sustainability and diversity.

OPERATIONAL:

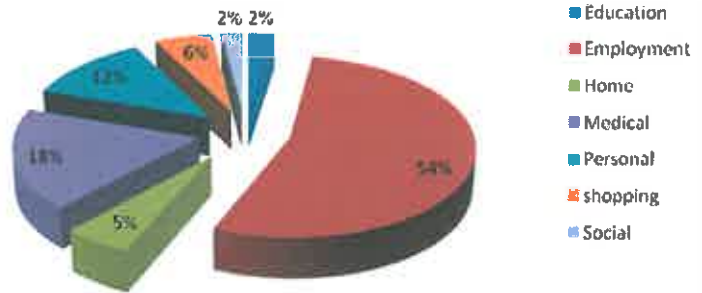
- **22% Ridership Increase System-wide (FY 13-14)**
 - More people are relying on transit
- **31% increase in Fixed Route Ridership (FY 13-14)**

54% of Annual Trips - Employment

transporting Franklin citizens back and forth to work within the City of Franklin –minimum 36 leading employers: Aetna, CompuPay, Ford Motor Credit, Health Tech Holdings, HCA, Jackson Life, Kroger's, Macys, Maxor Pharmacy, Nissan North America, Publix, Puckett's, Target, Video Gaming Technologies, etc.

18% of Annual Trips – Medical

Franklin Transit Authority
FY 13



CAPITAL:

Replacement of 2 Aging Vehicles

- + Capital Grant Funding
- + Federal Transit Fleet Safety

Niche Market Service Growth:

- Training Program for Special Needs **School to Work Program**
- **Twilight TODD** partnership with DFA – Art Crawl, Brewfest; Wine Down Main Street; Vintage Affair; Holly Trolley Event; New Year's Eve 2013, etc..

PLANNING-GROWTH/ECONOMIC DEVELOPMENT FY 14-15:

★ **ITEM 1: Fixed Routes Revision**

- Shorten trip time
- Increase Ridership
- Decrease cost/trip
- Maximize efficiencies of connectivity between Cool Springs area & rest of Franklin service area

★ **ITEM 2: Multimodal Transportation Network Study for Cool Springs Impact Area**

MANAGEMENT & EXECUTION

- **GOAL:** determine extent of a purpose and need for an integrated multimodal transportation network in the Cool Springs area, including but not limited to:



- 1) Transit Carothers Connector service; 2) Fixed route and express bus service connectivity; 3) Park and ride facilities; 4) Ridesharing (vanpooling and carpooling); 5) Bike and pedestrian system

★ **Anticipate Increase in Workforce Ridership Numbers as we proceed with recommendations for service expansion specifically in the Carothers Pkwy Corridor**

2013/2014 Transit Budget In Process				2015 Transit Budget Draft
	YTD Actual	YTD Budget	Current Annual Budget	Draft Budget 2014-2015
REVENUES:				
Revenue Grant - Transit	\$ 633,995	\$ 332,933	\$ 499,400	\$ 499,400
Revenue - Contracts	8,040	6,667	10,000	13,000
Revenue - Transit Fares	52,839	43,333	65,000	74,000
Revenue - Transit Fares; HT	13,597	13,000	13,000	13,600
Revenue - Capital Grant/Vehicles 80% + 10%	-	106,600	106,600	112,500
NewFreedom Funds - TDOT	45,187	26,867	40,000	38,188
Preventative Maintenance	76,904	52,817	79,225	92,080
TDOT Operating Assistance	-	214,000	214,000	249,515
Capital Cost of Contracting - Federal-5307	-	39,283	385,000	425,000
Capital Cost of Contracting - State-5307	34,939	-	48,125	53,125
5307 & 5309 Funds (Federal & State)	24,041	-	-	41,734
Transit Planning - 5307 Funds	8,550	38,400	57,600	69,200
Sale of Surplus Asset	-	5,000	7,500	7,500
Rent Income Transit Building	6,400	6,400	9,600	9,600
Rental Income - Equipment	-	-	100	100
Estimated Interest Income on Fares Account	7,691	5,600	8,400	10,000
Total Revenues	\$ 911,984	\$ 890,700	\$ 1,543,550	\$ 1,708,540
TRANSIT OPERATIONS COST:				
Salaries - Transit Admin.	\$ 16,649	\$ 6,272	\$ 87,150	\$ 10,000
Salaries - Transit Drivers	231,372	205,962	315,000	325,000
Salaries - Contracts	3,546	5,231	8,000	8,500
Salaries - Transit Operations	81,863	88,923	136,000	141,000
Salaries - Cleaning	1,685	2,433	3,650	4,000
Salaries - Holly Trolley	4,835	5,000	5,000	5,200
Employer PR Tax	28,162	24,467	42,441	30,667
Employers WC/UC	18,788	6,141	10,708	7,738
Employee Benefits-Transit Admin	3,094	2,238	30,503	2,820
Employee Benefits-Transit Driver	66,002	73,500	110,250	92,610
Employee Benefits - Contracts	785	2,572	2,800	2,506
Employee Benefits-Transit Oper.	23,118	31,733	47,600	39,984
Employee Benefits - Cleaning	315	852	1,278	1,073
Meetings	193	2,000	3,000	2,500
Memberships/Dues/Subscriptions	6,116	5,767	8,850	8,650
Education/Community Outreach	173	6,667	10,000	10,000
Print Advertising	7,509	6,800	10,200	15,000
TV Advertising	0	1,600	2,400	-
Radio Advertising	3,759	6,000	9,000	9,000
Printed Brochures & Pieces	2,747	4,667	7,000	8,800
Promotional Products	1,339	3,333	5,000	6,250
Transit Maintenance	52,873	60,000	90,000	94,000
Transit Bldg/Oper. Maintenance	2,558	4,333	6,500	16,600
Transit Maint. Facility-Rent	26,837	27,000	40,500	40,500
Transit Maint. Fac - Utilities	11,934	10,000	15,000	16,000
Trolley Cleaning & Supplies	660	667	1,000	1,000
Transit Center Cleaning	3,132	2,667	4,000	4,500
Equipment - Transit	9,590	3,333	5,000	-
Postage/Office Supplies	385	500	750	750
Professional Services	188	0	-	20,250
Supplies/Revenue Vehicles	5,193	4,333	6,500	10,500
Uniforms	4,984	7,333	11,000	8,762
Radio Communications	3,088	6,667	10,000	5,000
Travel & Training	1,775	4,667	7,000	6,000
Transit Fuel	79,094	100,000	150,000	150,000
Automobile/Trolley Insurance	46,063	33,333	50,000	61,550
Legal Fees	0	1,667	2,500	2,500
Transit General Liability	3,708	23,333	35,000	8,900
Errors & Omissions Liability	4,270	3,333	5,000	6,500
Transit-DAM Compliance	2,044	2,333	3,500	3,500
Planning/Transit	3,038	42,667	64,000	86,500
Depreciation	58	0	-	-
Ind Chgs Reassign	218,207	115,079	60,470	308,930
Total Operations Cost	\$ 981,712	\$ 945,403	\$ 1,423,550	\$ 1,583,540
Vehicle Purchase - 2				
Replacement Vehicle	0	80000	120,000	125,000
Adjusted Operations Costs			\$ 1,543,550	\$ 1,708,540
			Add 2 repl. Vehicle	Add 2 repl. Vehicle

2015 Budget - Transit Fund
Transfer from General Fund Calculation

5307 Preventative Maintenance	\$ 92,080	
TDOT Operating Assistance	\$ 249,515	
New Freedom - RTA	\$ 38,186	
Transit Planning - 5307	\$ 69,200	
Fleet Facility Funding	\$ -	
Federal 5307 - Capital Cost of Contracting	\$ 478,125	
Other 5307 & 5309 Funds	\$ 41,734	
Operating Grant Revenue (where TMA writes "check")	\$	968,840
Capital Grant Revenue (where City writes "check")	\$	112,500
Charter Revenue	\$ 13,000	
Transit Fare Revenue	\$ 74,000	
Holly Trolley Fare Revenue	\$ 13,600	
Transit Fare Revenue	\$	100,600
Interest Income (Pinnacle Bank)	\$	10,000
Rental Income - Transit Building	\$ 9,600	
Rental Income - Equipment	\$ 100	
Rental Income	\$	9,700
Sale of Surplus Assets	\$	7,500
Total Revenue	\$	<u>1,209,140</u>
Transit Operations Costs	\$	1,583,540
Transit Capital Costs	\$	125,000
Total Expenditures	\$	<u>1,708,540</u>
Net Income (Transfer from General Fund)	\$	<u><u>499,400</u></u>