

**RESOLUTION 2013-53
A RESOLUTION TO ENDORSE THE 2013 SUSTAINABILITY ACTION PLAN**

WHEREAS, it is the mission of the City of Franklin to foster community cooperation, innovation, and opportunity by providing quality services to residents and businesses in an efficient, effective, and economical manner; and

WHEREAS, on July 28, 2009, the Board of Mayor and Aldermen, by approving Ordinance 2009-41, created a Sustainability Commission to serve in an advisory capacity to the Board and oversee implementation of the 2009 Action Plan and advise on related matters; and

WHEREAS, the City has completed or initiated many of the items from the 2009 Action Plan including the establishment of a residential curbside recycling program, the adoption of a Greenways and Open Space Master Plan, a significant reduction in electricity costs, the testing of energy saving street lights, the procurement of several grants, and other initiatives; and

WHEREAS, the Sustainability Commission held two open house meetings and conducted an online survey to collect feedback on current sustainability related efforts and to determine the most important issues to address going forward; and

WHEREAS, the 2013 Action Plan is derived from feedback received from the public outreach efforts and existing initiatives; and

WHEREAS, sustainability in Franklin is about pursuing low-cost initiatives and projects with an attractive return-on-investment with the goal being to reduce the City's costs and increase the quality of life.

NOW, THEREFORE, BE IT RESOLVED the Board of Mayor and Aldermen of the City of Franklin endorses the 2013 Sustainability Action Plan and seeks to apply these principles whenever possible in its planning, policymaking, and municipal practices.

BE IT FURTHER RESOLVED, the Board of Mayor and Aldermen encourage all citizens to work individually and collaboratively to ensure a clean, healthy, and safe environment for generations to come.

IT IS SO RESOLVED AND DONE on this _____ day of _____, 2013.

ATTEST:

CITY OF FRANKLIN, TENNESSE

By: _____

By: _____

Eric S. Stuckey

Dr. Ken Moore

City Administrator

Mayor

Approved as to Form

By: _____

Shauna R. Billingsley
City Attorney

SUSTAINABILITY ACTION PLAN

2013



HISTORIC
FRANKLIN
TENNESSEE

Background Information	3
2009 Action Plan Evaluation	4
Sustainability Indicators	5
Grants Received	7
Creating the 2013 Action Plan	8
Sections:	
Waste Reduction	9
Energy	10
Transportation	11
Growth and Development	12
Public Outreach and Engagement	13
Survey Results and Feedback	14
List of Commission Members	20

The first Sustainability Community Action Plan was created in 2009 by a group of committed citizens with the support of City staff and the Board of Mayor and Aldermen. More than 250 residents provided input into the Plan. Since that time, nine actions have been achieved and twelve are in the process of being completed.

Sustainability in Franklin has been a community-driven initiative and centered around cost savings and quality of life. This updated plan continues the legacy of community engagement and participation with the purpose of improving the quality of life and reducing municipal utility costs. It's about doing things to reduce costs, positively affect people, and improve our local environment.

The matrix on the next page shows what was achieved from the 2009 Sustainability Community Action Plan.

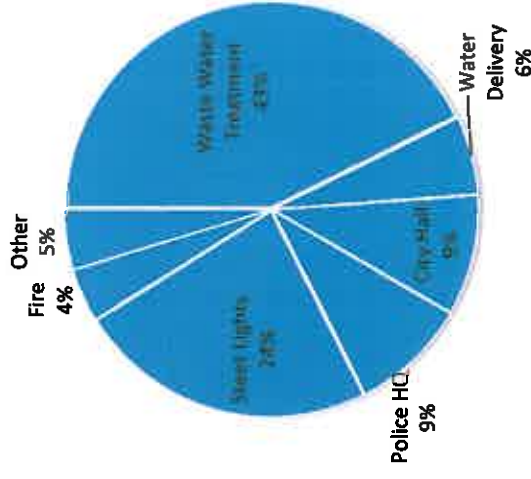
What was Achieved from the 2009 Action Plan?

Evaluation Matrix of 2009 Sustainable Community Action Plan

Category	Actions	Description of Action	Status of Action			
			Achieved or Implemented	In Process	Not Begun	Eliminated
Waste Reduction	Action 1	Locate, build, open, service two additional drop-off recycling sites (obsolete with curbside program)				✓
	Action 2	Reduce 10% of waste transferred to landfill annually; 50% reduction by 2015; 75% by 2030	✓			
	Action 3	Program encouraging the use of recycled wood chips, mulch, compost	✓			
Water & Wastewater	Action 1	Reduce potable water usage by 25% May-October; 10% reduction in winter months	✓			
	Action 2	Reduce effluent discharge into Harpeth River by 15% in 5 years	✓			
	Action 3	Establish priority sewersheds for inflow and infiltration removal by 2014	✓			
Stormwater	Action 1	Monitor sub-watersheds of Harpeth River within UGB by 2011	✓			
	Action 2	Establish baseline for natural stream conditions for each sub-watershed	✓			
	Action 3	Establish priority sub-watersheds and develop watershed plans based on Actions 1&2		✓		
Urban Nature	Action 1	Create Incentive-based points program to encourage sustainable practices on new projects by December 31 st , 2010			✓	
	Action 2	Establish a local Greenway/Open Space Master Plan	✓			
Urban Design	Action 1	City adoption of 2009 International Energy Conservation Code (IECC)	✓			
	Action 1	Construct only LEED Certified municipal buildings	✓			
	Action 2	Provide incentives to the private sector to encourage LEED Certification			✓	
Public Education	Action 1	Provide education to the community regarding sustainability in terms of the live green webpage, green tips, lecture series, speakers bureau	✓			
	Action 2	Establish a live green partnership for businesses, organizations, households	✓			
Alternative Fuel & Energy	Action 1	Replace 5% of vehicles registered with ones that use alternative energy sources		✓		
	Action 2	Replace 10% of the electricity Citywide with electricity generated by clean and renewable means by 2014		✓		
Transportation	Action 1	Develop a preferred parking program for efficient vehicles in downtown Franklin (deferred)				✓
	Action 2	Install bicycle parking in Central Franklin Character Area	✓			
	Action 3	Help Implement a regional express bus service between Spring Hill and Nashville	✓			
Energy	Action 1	Reduce total citywide energy usage by 20% per capita by 2014		✓		
	Action 2	Increase community's participation in energy audits by 50% by 2014	✓			
	Action 3	Reduce total greenhouse gas emissions 7% by 2014		✓		
Enviro Health	Action 1	Reduce CO2 emissions 5% by 2012 & another 20% by 2015		✓		
	Action 2	Eliminate toxic chemicals used by City facilities and school system		✓		

Benchmarks, Measurements, and Indicators

Total Electricity Usage 2011 (kWh)



In the fall of 2011, the City purchased and piloted 45 LED Streetlights for Downtown and Jim Warren Park and has seen a savings of ~ \$1,500 annually. The City is also piloting 82 LED streetlights along the improved section of West McEwen Drive. There is approximately 562 kW of solar power going to the grid throughout the community.

The Water Department's conservation efforts were supported by the Tennessee Wastewater Utilities Partnership. In 2010, the City had not installed any LED streetlights, had zero LEED Certified buildings, and zero electric vehicle charging stations and today there are 125 LED streetlights, 11 LEED Certified buildings, and 8 public locations with electric vehicle charging.

City of Franklin Electricity Usage & Costs					
	2008	2009	2010	2011	2012
kWh	17.8 million kWh	18.6 million kWh	19.8 million kWh	19.8 million kWh	17.9 million kWh
Cost	\$2.55 million	\$2.61 million	\$2.76 million	\$2.97 million	\$2.78 million

Information based on MTEM utility bills; rates rose

Wastewater Treatment Plant Energy Conservation Efforts 2011-2012					
Action	Cost	Projected Energy Savings	Est. Annual Cost Savings		
Aeration Optimization	\$0	1,490,440 kWh	\$120,000		
Electric Meter Change	\$0	0 kWh	\$48,000		
EmerNOC Program	\$0	Demand Response	\$16,000		
Solar Array (Revenue)	\$0	168,000 kWh	\$10-\$12,000		
Lighting Replacement	TBD	TBD	TBD		
Total Savings		1,669,440 kWh	\$194,000		

Energy Initiatives (Community-Wide Totals)			
Initiative:	2008	2010	2012
Total Solar Projects	0	3	8 (562 kW)
EV Car Charging Locations	0	0	8
LED Streetlights	0	0	145

Benchmarks, Measurements, and Indicators

The next two (2) pages show a variety of measures, indicators, and benchmarks to help define progress on sustainability efforts. All data was compiled by City staff.

Residential Waste Statistics					
Fiscal Year	Residential Customers	Yard Waste & Brush Collection	Blue Bag Recycling	BOPAE	Trash to Landfill
2009	18,100	5,936 tons	NA	NA	22,246 tons
2010	18,000	3,247 tons	NA	274 tons	19,085 tons
2011	18,034	3,272 tons	1,966 tons	297 tons	19,049 tons
2012	18,000	3,472 tons	2,393 tons	328 tons	17,846 tons

* BOPAE stands for Batteries, Oil, Paint, Anti-freeze, electronics recycling

Transportation:

Eight (8) locations with publicly available electric vehicle EV charging stations were established between 2011-2012. In 2009, there were not any bike racks or bollards in Downtown Franklin, now there are five (5) bike racks and eighteen (18) bike bollards. There are currently 12.1 miles of paved multi-use trails and 11.6 miles of bike lanes.


In the fall of 2009, RTA established a Direct Bus Service to Nashville that has experienced significant increases in ridership.

Urban Design:

In 2009, there were zero (0) LEED Certified Buildings, now there are nine (9). The only City owned LEED Certified building is the Police HQ. There are three (3) Green Roofs throughout Franklin and the City owns 705 acres of parks.

City of Franklin Fleet Fuel Usage & Costs					
	2008	2009	2010	2011	2012
Gallons Used	462,711	450,994	456,096	454,783	413,227
Cost	\$1.38 million	\$823,599	\$1.05 Million	\$1.39 million	\$1.29 million

Data only reflects Pacific Pride fueling transactions.



City of Franklin Sustainability Related Grants Received Since 2009

Name of Grant	Date Applied	Description	Amount Requested	Awarded?	Funding Received
DOE EECBG	June 1, 2009	Sports lighting upgrades at Jim Warren Park; LED street lights; temporarily fund staff position;	\$593,700	Yes	\$593,700
TDEC Local Parks & Recreation Fund	August 10, 2010	Resurface Jim Warren Park tennis courts; playground improvements at Liberty and Jim Warren Parks;	\$65,000	Yes	\$65,000
TDOT Enhancement Program	October 28, 2010	Eastern Flank Battlefield Park access drive;	\$1,000,000	Yes	\$500,000
DOE Sunshot	August 25, 2011	University of Tennessee manages project to streamline permitting and funding of solar projects; City is a partner and contributes in-kind staff time;	\$622,000	Yes	Technical Assistance
DOE Electric Vehicle (EV) Project	September 27, 2011	Installation of 4 EV charging stations for parking garages downtown;	\$7,500	Yes	\$7,500
TWRA Riparian Tree Planting	December 16, 2011	Planted about 500 trees along streams and wetlands in City parks;	\$500	Yes	\$500
TDOT Safe Routes to School	March 30, 2012	Fieldstone Farms tunnel improvements & walk/bike activities at Hunter's Bend;	\$218,000	Yes	\$212,284
TDEC Household Hazardous Waste	May 18, 2012	Will help fund construction of a permanent household hazardous waste and BOPAE drop-off facility;	\$250,000	Yes	\$250,000
TDOT Special Litter Reduction	November 15, 2012	Expansion of "Get in the Habit Recycling Campaign" and funding for Harpeth River clean-ups;	\$54,800	Yes	\$55,000
Total Received:					\$1,683,984

Acronyms:

- Department of Energy (DOE)
- Energy Efficiency and Conservation Block Grant (EECBG)
- Tennessee Department of Environment and Conservation (TDEC)
- Tennessee Department of Transportation (TDOT)
- Tennessee Wildlife Resources Agency (TWRA)

Note the City has received other grants, but the list above are "sustainability" related.

Creating the New Action Plan

Sus-tain-a-bil-i-ty:

The City will continue to pursue initiatives that offer a strong economic payback and improve our quality of life via grant, public-private partnership, and low cost/no cost financing.

The Franklin Sustainability Commission sets the vision, makes recommendations, and seeks actions that positively affect people, the environment, and the bottom line.



Three open house forums were held for citizens to learn about what has been accomplished and to also provide their own ideas on what should be addressed. In addition, an online survey was administered and promoted through press releases, the City website and social media pages, numerous email distribution lists, and was also emailed to every HOA contact on file for distribution. 691 people responded to the survey.



Waste Reduction

Action 1: Continue curbside residential recycling and achieve consistent 60% participation and 18% diversion of recyclables.

Baseline: The average 2012 participation rate was 49% and the diversion rate was 15%.

Strategies:

- Identify options for the continuation and/or expansion of the Blue Bag program. It is a three (3) year pilot that will end in July 2013.
- Identify the pros and cons of expanding the recycling service to include rollout containers or bins;
- Continue promoting the Get in the Habit Campaign to encourage bluebag participation;
- Continue to pursue grant opportunities and additional partnerships to encourage recycling;

Timeline: Achieve by December 2013 and reevaluate goals.

Action 2: Identify options for curbside glass recycling.

Baseline: Williamson County offers glass drop-off convenient centers, but the City does not provide curbside recycling.

Strategies:

- Review examples of glass recycling programs;
- Identify potential uses for recycled glass;

Timeline: June 2014

Action 3: Increase awareness about the Batteries, Oil, Paint, Anti-freeze, and Electronics (BOPAE) recycling program.

Baseline: In 2011, residents dropped off 304 tons of recyclables through the BOPAE program.

Strategies:

- Publicize and promote the BOPAE program and everything that is accepted;
- Pursue grant funding to establish a more permanent facility for the collection and temporary storage of BOPAE items and household hazardous waste.

Timeline: Ongoing

“The world we have created today has problems which cannot be solved by thinking the way we thought when we created them.”

-Albert Einstein

Blue Bag Recycling Statistics

Calendar Year	Participation Rate
2010	38%
2011	43%
2012	49%



Energy Conservation & Renewables

Action 4: Pursue cost saving and energy efficient practices to control energy usage and costs.

Baseline: The City reduced total 2012 energy usage by 10% compared to 2011.

Strategies:

- Continue efforts to reduce energy usage at the wastewater treatment plant (WWTP);
- Make strategic investments in energy efficient streetlights to reduce City costs;
- Retrofit to energy efficient parking garage lights;
- Continue to take advantage of MTEMC/TVA programs to conserve energy and reduce costs;

Timeline: Ongoing



Action 5: Pursue public/private partnerships for municipal renewable energy projects, when cost effective.

Baseline: The City currently has one 200 kW solar project.

Strategies:

- Select a solar developer through a competitive process and utilize solar energy to reduce demand charges and energy usage at City facilities;
- Consider waste to energy projects to reduce waste being sent to the landfill and for power generation;
- Pursue funding for the purchase of Big Belly Trash Compactors for Downtown Franklin;
- Study alternative fuels for the City's fleet;

Timeline: Ongoing



Action 6: Continue working with the University of Tennessee lead Sunshot Initiative to streamline the zoning, permitting, interconnection, and funding of solar projects across the state.

Baseline: Develop guidelines for the zoning, permitting, and interconnection of small solar projects.

Strategies:

- Develop clear and predictable review process for solar projects;
- Complete case study on Franklin solar project;

Timeline: Ongoing



Transportation

Action 7: Franklin's growing population and steady economic development has brought upon an increase in traffic congestion. The Commission supports cost effective efforts to reduce traffic congestion that will spur economic development.

Baseline: Miles of roadway, bike lanes, and sidewalk improvements made each year and transit ridership data.

Strategies:

- Ensure roadway improvement projects improve bicycle and pedestrian access and connectivity;
- Continue Intelligent Transportation System (ITS) efforts;
- Consider transit options within Franklin and also as part of a greater Nashville network;
- Continue to collaborate with surrounding municipalities for the planning of infrastructure and new development;
- Consider the economic impact when choosing to fund infrastructure projects;

Timeline: Ongoing

Action 8: Implement the Greenways and Open Space Master Plan to connect neighborhoods, schools, parks, and other destinations with trails and sidewalks.

Baseline: Currently, there are 11.6 miles of bike lanes and 12.1 miles of paved multi-use trails

Strategies:

- Perform a gap analysis to determine critical missing pieces in the bicycle and pedestrian network;
- Continue to ensure bicycle and pedestrian facilities are included in new roadway improvement projects;
- Partner with a local non-profit to plan and acquire critical easements along identified and supported potential greenway routes;
- Pursue grants and other financing opportunities to fund proposed greenways and trails;
- Work with developers, when appropriate, to provide missing sections as part of Parkland Dedication;

Timeline: Ongoing

Action 9: Encourage Safe Routes to School programming and concepts at all Franklin schools.

Baseline: Currently, no school in Franklin has a Safe Routes program.

Strategies:

- Initiate Safe Routes to School program at Hunter's Bend Elementary;
- Share best practices with all Franklin schools;

Timeline: Complete Safe Routes grant at Hunter's Bend by December 2014.

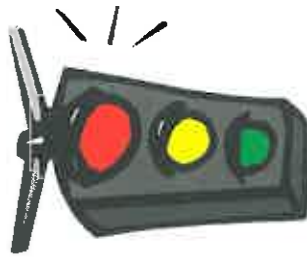
Action 10: Transition to alternative-fueled vehicles for the municipal fleet when cost effective.

Baseline: Gallons of fuel used annually.

Strategies:

- Consider fuel efficient and alternative fueled vehicles when replacing fleet vehicles;
- Pilot and demo alternative fuels when possible;
- Consider public-private partnerships to achieve this goal;
- Support the continued adoption of electric vehicles and charging infrastructure.

Timeline: Ongoing



Growth and Development

Action 11: Sustain Franklin's small town charm and distinctive historic qualities.

Strategies:

- Continue long-term commitment to historic preservation;
- Encourage adaptive reuse of existing buildings;
- Discourage the abandonment and neglect of buildings;
- Preserve existing housing stock to the extent possible;
- Continue collaboration with non-profit partners for the development of City parks and greenways;

Timeline: Ongoing

Action 12: Encourage sustainability best practices for design and development.

Baseline: Periodic report provided by the Planning & Sustainability Department identifying the results of best practices.

Strategies:

- Consider the City's return on investment for all types of development.
- Examine opportunities in the zoning ordinance to allow for best practices;
- Incorporate appropriate practices from the ASLA Sustainable Sites Initiative;
- Pursue strategic planting in places void of trees using the Tree Farm;
- Conduct case studies of green development projects throughout the City;

Timeline: December 2014.



Action 13: Ensure a safe, long-term, and reliable drinking water supply.
Baseline: Document water consumption, number of trees planted, and stream restoration efforts.

Strategies:

- Support implementation of the Integrated Water Resources Plan (IWRP).
- Incorporate key principles from the IWRP into policy guidance;
- Incentivize the use of water efficient irrigation systems;
- Promote the installation of low-cost water saving showerheads, faucets, toilets;
- Pursue stream restoration projects and efforts to improve the health of the Harpeth River.

Timeline: Ongoing

Action 14: Accommodate and encourage appropriate infill and redevelopment throughout the community.

Baseline: Document the number of infill and greenfield projects

Strategies:

- Study completed infill projects in the community;
- Identify potential barriers to infill development;
- Consider adding additional parking in downtown;
- Maintain important institutional uses in downtown;
- Facilitate redevelopment and infill along corridors in the City's Streetscape Plan;
- Determine how to reconcile LSR requirements for infill and redevelopment projects;
- Analyze areas of town best and worst suited for dense development.

Timeline: Ongoing



Public Outreach & Engagement

Action 15: Continue to support and recognize the sustainability efforts occurring throughout the community and in the various City departments.

Baseline: The City and the Commission engage in many outreach efforts and should develop an annual plan for which ones to pursue.

Strategies:

- Issue periodic press releases informing the public on initiatives;
- Support the Nashville Plug-In Day for electric vehicles;
- Offer interactive activities for Arbor/Earth Day;
- Recognize May as Sustainability Month;
- Issue periodic surveys and post the results;
- Continue Box City;
- Meet with local civic groups and organizations;
- Revamp and continue the Live Green Partnership.

Timeline: Ongoing



**2012 Survey Results
&
Feedback from Public Meetings**

Results from the Survey

The City received 691 responses

How do you rate the Quality of Life in Franklin?	Response Percent
Excellent	65.6%
Good	32.6%
Fair	1.5%
Poor	0.3%

How familiar are you with the City's sustainability efforts?	Response Percent
Very familiar	10%
Somewhat familiar	52%
Not familiar	38%

How satisfied are you with the City's sustainability efforts?	Response Percent
Very satisfied	5%
satisfied	29%
neutral	30%
dissatisfied	6%
Not familiar with efforts	30%



In terms of Quality of Life, what are the City's greatest strengths?	Response Percent
Historic Downtown/small town charm	73%
Quality of Education	52%
Safety/Security	48%
Variety of restaurants/shopping	32%
Recreational/Parks Open Space	25%
Access to health care	21%
Farmer's Market and locally produced food	16%
Civil War history	13%
Cost of Living	12%
Goal to become top sustainable city	10%
Other (write-in)	5%

**Respondents selected up to 3 choices*

When you think of sustainability, what comes to mind?	Response Percent
Bluebag Recycling	74%
Historic Preservation	42%
Parks/Recreation/Open Space	36%
The Farmer's Market	31%
Recreational/Parks Open Space	25%
Energy Conservation	20%
Electric Vehicles	12%
Nothing specific	10%
Solar Panels	9%
Franklin Sustainability Commission	9%
Arbor/Earth Day	4%

**Respondents selected up to 3 choices*

Results from the Survey

The City received 691 responses

Are you satisfied with the City's Bluebag Recycling Program?

Very Satisfied	31%
Satisfied	34%
Neutral?	12%
Dissatisfied	9%
I'm eligible, but choose not to participate	8%
I'm not eligible to participate	7%

The City partnered with a solar developer for the construction of a solar array on City property and did not outlay any funds. Do you support the City's efforts to make use of underutilized property for renewable energy generation?

Yes	76%
No	9%
No Opinion	15%

How can the City reduce waste to the landfill and reduce associated costs?

Encourage higher participation of Bluebag program	75%
Better promote Batteries, Oil, Paint, Anti-freeze, and Electronics recycling (BOPAE)	63%
Implement "Pay as you Throw" rate structure	35%
Consider Compressed Natural Gas (CNG) for fleet	27%
Encourage homeowners to compost	20%
Nothing, increase rates as costs go up	5%

The City pays to maintain over 7,000 streetlights each year. When cost effective, would you like to see the City transition to using longer lasting energy efficient streetlights?

Yes	85%
No	6%
No Opinion	9%

What's your opinion on trees in our community?

Trees are very important and more should be planted	65%
The amount of trees in Franklin is just right	32%
They are not that important and we have enough trees	3%



Results from the Survey

The City received 691 responses

Downtown Franklin was designed to be a place where people could live within distance of places they work, dine, and shop. Would you like to see more residential units within walking distance of Main Street? Respondents were asked to select all that apply.

Mixed use with retail/commercial on ground floor and residential above	41%
More condos and townhomes	29%
More single family homes	24%
No more residential units are needed	23%
No Opinion	20%
More workforce housing	11%

Would you like to see more walkable communities throughout Franklin (residential areas within safe, walking distance to shops, restaurants, schools, and parks)?

Yes	79%
No	9%
No Opinion	12%

How would you describe the existing greenway and trail system in Franklin?

Paths and trails are well connected to parks, schools, residential areas, and commercial areas	7%
Paths and trails are mostly connected, but missing a few sections	33%
Paths and greenways are not well connected to destinations	31%
No Opinion	29%

Do you feel safe walking and biking from your residence to places within a 2 mile radius?

Yes, it's very safe	55%
Somewhat safe	28%
No, it's somewhat not safe	9%
It's not safe at all	7%
No Opinion	2%

Daily Commute

Miles Traveled to Work (one-way)	
0-2 miles	7%
2-5 miles	10%
5-10 miles	14%
10-15 miles	9%
15-20 miles	11%
20-30 miles	13%
30+ miles	2%
I work from home	13%
Not Applicable	22%



Results from the Survey

The City received 691 responses

16. Please indicate how important the following initiatives are to you.

	Very Important	Somewhat Important	Not Important	No Opinion	Rating Average	Response Count
Developing a network of greenways and trails throughout the City	41.1% (278)	42.5% (288)	13.4% (91)	3.0% (20)	1.78	677
Ensuring a safe, reliable, and long-term water supply	90.1% (613)	9.1% (62)	0.4% (3)	0.3% (2)	1.11	680
Fully developing the existing City parks	27.7% (189)	57.3% (388)	12.3% (82)	2.5% (17)	1.90	689
Making Hillside Park the permanent home for the Farmer's Market	10.2% (69)	28.5% (193)	39.9% (270)	21.4% (145)	2.73	677
Public outreach to share information and solicit feedback	32.6% (224)	49.7% (335)	10.8% (73)	6.7% (45)	1.91	674
Public-private partnerships and identifying alternative funding sources for projects	37.5% (252)	48.7% (327)	8.0% (54)	5.8% (39)	1.82	672
Pursuing renewable energy when cost effective	56.9% (384)	35.4% (239)	6.6% (46)	0.9% (6)	1.52	675
Offering incentives to the development industry to encourage low impact building design in pedestrian friendly areas	41.3% (277)	42.2% (283)	12.4% (83)	4.2% (28)	1.79	671
Reducing municipal costs	54.0% (361)	36.9% (250)	3.7% (25)	3.3% (22)	1.56	668
				answered question		682
				skipped question		9



The community was asked how Franklin can become more sustainable. Ideas were written on paper leaves and then placed on a decorative iron tree. Sticky notes were also used to collect ideas. The responses are shown below.

- Promote more residential opportunities in Downtown
- Greenway system for bikes and walkers
- Support of historic areas—effort to conserve greenspace
- Reduce stormwater runoff so there's not a huge increase in flooding
- Develop greenway and blue way trail along Harpeth River
- Bike lane on Wilson Pike
- Sidewalks on N. Royal Oaks
- Sidewalk to Factory
- Bike lane/sidewalk from Franklin Green to Downs Blvd
- Sidewalk from Pinkerton Park to Ralston Lane
- Multi-use trail connections between parks
- Affordable Housing
- Incentives for historic preservation as part of Action Plan
- Require school buses to not idle
- Walking paths from schools to neighborhoods
- Adult fitness area in public parks
- Less Density
- Urge restaurants to use recyclable containers
- More bike lanes & Complete Sidewalks
- Glass recycling & Smaller trash bins
- Incentives for historic rehab
- Improve Air Quality
- Keep Institutions of City and County Gov. Downtown

Sustainability Commission 2012--Present :

BOMA Representative (Dr. Ken Moore, Mayor)
Franklin Tomorrow (Libby Marley)
TVA (Teresa Ashworth-Harris)
MTEMC (Chuck Barber)
Brian Miller
John Saxton
Karina Young
LK Browning
Matt Bryant
Ken Scalf, Chairman
Andrew Orr, Staff Liaison

Sustainability Commission 2009--2012:

BOMA Representative (Dr. Ken Moore, Mayor)
Franklin Tomorrow (Libby Marley)
TVA (Teresa Ashworth-Harris)
MTEMC (Chuck Barber)
Adam Ballash
Brian Miller
John Saxton
Lisa Smith
LK Browning
Ken Scalf, Chairman
Andrew Orr, Staff Liaison




HISTORIC
FRANKLIN
TENNESSEE

MEMORANDUM

August 13, 2013

TO: Board of Mayor and Aldermen

FROM: Eric S. Stuckey, City Administrator 
Vernon Gerth, Assistant City Administrator
Catherine Powers, Director of Planning and Sustainability
Jonathan Langley, Long-Range Planning Supervisor
Andrew Orr, Principal Planner

SUBJECT: Resolution 2013-53 Sustainability Action Plan

Purpose

The purpose of this memorandum is to provide information to the Board of Mayor and Aldermen (BOMA) regarding Resolution 2013-53, A Resolution to Endorse the 2013 Sustainability Action Plan.

Background

Since 2008, the overarching goal of the City of Franklin's sustainability initiatives continues to be the pursuit of cost saving measures and improving our quality of life. With the support of City staff, the business community, and the BOMA, nearly all of the actions articulated in the 2009 Action Plan have been achieved or are in the process of being completed. The following are some of the highlights from the Plan:

- Implemented a City-wide curbside recycling program;
- Adoption of Franklin's Greenway and Open Space Master Plan;
- Creation of a long-term integrated water resources plan;
- Establishment of direct bus service to Downtown Nashville;
- The City now documents electricity usage and utility costs;
- LED street light projects in Downtown Franklin, Jim Warren Park, and McEwen yielding significant savings;
- Cost Savings of \$120,000/year at the wastewater treatment plant through operational changes;
- Water Department's participation in the TVA ENERNOC Program that provides real time demand response monitoring and about \$16,000 in revenue to the City each year;
- Public-Private Partnership to install 200 kW solar array on City property (No outlay of City funds and City earns about \$12,000/year);
- Installation of electric vehicle charging stations in 2nd and 4th Ave parking garages (grant funded);
- City received a \$55,000 TDOT Special Litter Reduction grant to encourage higher participation in the Blue Bag recycling program and remove debris from the Harpeth River;
- City received a TDOT Safe Routes to School grant valued at \$212,000 to reduce flooding and improve safety to the Fieldstone Farms pedestrian tunnels;
- Installation of grant funded energy efficient sports lighting at Jim Warren Park.



HISTORIC
FRANKLIN
TENNESSEE

MEMORANDUM

Sustainability in Franklin has always been a community supported effort to improve the quality of life and to reduce municipal costs. The Sustainability Commission felt it was time to re-engage the public and get feedback on efforts to-date as well as determine initiatives to address going forward. An online survey was administered and garnered approximately 700 responses and two (2) open house style meetings were held.

The 2013 Action Plan recommends increasing participation in the Blue Bag Program, identifying solutions for glass recycling, and diverting more recyclables through the batteries, oil, paint, anti-freeze, and electronics program (BOPAE). The Plan suggests finding ways to reduce energy costs and energy usage through programs offered by MTEMC and TVA and also through public/private partnerships. Other areas of focus include making key bicycle and pedestrian connections, evaluating unique strategies to reduce traffic and congestion, ensuring a safe and reliable drinking water supply, and sustaining Franklin's small town charm and distinctive historic qualities.

Financial Impact

There is no financial impact directly tied to this resolution. Some individual action items may require an outlay of City funds and would be subject to BOMA approval if and when they are brought forward. The overall purpose of the City's sustainability efforts is to enhance the long term efficiency of City service delivery.

Recommendation

The Commission seeks an endorsement of the resolution.