


December 11, 2012

TO: Board of Mayor and Aldermen

FROM: Eric S. Stuckey, City Administrator 
Russ Truell, Assistant City Administrator

SUBJECT: Update on Debt Capacity Model

Purpose

The purpose of this item is to provide background on the changes in the debt capacity model since the last review on April 18, 2012.

Background

The debt capacity model, which is prepared for the City by our independent financial advisor Public Financial Management (PFM), attempts to provide an indication of financial capacity in future years to adequately handle obligations resulting from current decisions about capital projects. It does so by making calculations about the level of debt service and converting those numbers into ratios that are customarily used by rating agencies and municipal bond investors. To look at overall financial health, several ratios are monitored, in much the same way that a doctor uses blood pressure, temperature, height/weight ratios, blood work, etc., to gain a sense of a patient's overall condition.

In April of this year, staff recommended several scenarios which would move forward some of the Board's priority projects without adding bonded debt that would exceed the future debt amount assumed to be viable by the PFM capacity model. All of the projects were approved with the exception of Carothers Parkway South, on which additional design work was ordered to determine how the phasing (or lack of phasing) of Carothers would fare against the capacity model projections.

As the end of the calendar year approaches, we now have actual construction bids available for several of the projects that previously were estimates only. Those bids allow us to make more precise estimates on the awarded projects, as well as those that are still waiting to go through the bidding process.

Additionally, we have audited financial results for the most recent fiscal year, including the reduction of outstanding debt due to another year of scheduled bond repayments. In addition to a \$6 million reduction in outstanding principal, during the last twelve months we also refunded a variable-rate bond issue by locking in a low interest rate. Although the interest rate after refunding is slightly higher than the short-term rate that we were paying, the fixed interest rate that we will pay for the duration of the bonds is less than the interest rate assumed in the capacity model for years after 2013. That results in some interest savings in the financial calculations.

Also affecting the model are the actual operating results for FY2012. In the modeling process, it is necessary to assume growth rates for various revenue streams and expense categories. For most revenues like local sales tax, the long-run assumption is essentially the long-term rate of inflation plus



the estimate of population growth. As you know from the recent audit report, our sales and property tax revenue exceeded our expectations. That resulted in an increase in the capacity to support additional debt. Similarly the expenditures in the General Fund were less than our growth estimates predicted, which also increased the capacity. The estimate in the model of a balanced budget, where revenues match expenses, was the appropriate forecast; however, the City ended FY12 with a \$1 million surplus, which in turn increased our fund balance and, albeit very slightly, the ability to service debt as calculated by the capacity model.

The project bids also made a difference in the capacity calculations. Although some projects were somewhat higher than anticipated, many of the projects appear to be lower than the initial estimates included in the model calculations. Additionally, the breakdown of some projects will result in a lower demand on General Fund for debt service because of the composition of the work. For instance, the streetscape elements in the Hillsboro Road project are a larger percentage of the project than originally anticipated. Thus, the amount to be paid by the Hotel/Motel Tax Fund will be larger and the draw on General Fund revenues will be lower. The result is that there is a slight tilt upward on the amount of debt that can safely be serviced by General Fund revenues.

Another benefit of the construction bids that have already been received is a reduction in estimated costs for Hillsboro Road. The April version of the capacity model included \$11 million in additional debt for the north phase of the Hillsboro Road project (Del Rio to Mack Hatcher). Based on the construction bids for the south phase of Hillsboro, it is now anticipated that the additional debt to be paid from the General Fund will be approximately \$2 million less than the amount included in the original capacity calculations in 2009.

All of the items listed above result in small changes to the forecasted numbers in the PFM model. Although individually small, collectively the changes have resulted in improving one of the benchmarks that was of some concern in April. The "Net Direct Debt as a % of Market Value" has changed from a yellow caution light to a green light. Although the "Debt Service as a % of Operating Expenditures" still shows as red, the December report shows four of the five Affordability Matrix measures as positive. Remember that a large part of the reason that the "Debt Service as % of Expense" is red results from the major reduction in our operating budget beginning in 2009. That reduction inflates the ratio. The accuracy of that ratio depends on one's opinion of the level of our current budget relative to the economic and population growth of Franklin and the level of services being provided.

Because the change in the overall numbers are small relative to numbers already included in the capacity model, it is difficult to see a substantial change in the Affordability Matrix that PFM provides on Slide #9 and the graphical presentation on Slide #8. For that reason, we have again included at the bottom of the Slide #7 a couple of spreadsheets that show the numerical impact of adopting Carothers Parkway South scenarios 1, 2, and 3. This gives more detail on the exact amounts needed to fund the projects, as well as the impact on the one ratio that is in the red category. The "Debt Service as a percentage of the General Fund budget," on which we have focused much of our attention during meetings, has been calculated for each of the three phasing options. It should be noted that the difference in the ratio varies (at the uppermost point of impact in 2016) from 11.19% for Scenario 1 to 11.45% for Scenario 2 to



11.72% in Scenario 3. The dollar increase in debt service for all projects would be, respectively, \$526,721 versus \$607,171 vs. \$693,750, or a maximum differential of \$167,029 per year.

It should be noted that the numbers provided have been calculated using a number of assumptions about interest rates, the timing of the expenditures, the timing of debt issuance, the amounts issued in each installment, and the growth of general fund budget. For example, at current interest rates the amount required for debt service is roughly \$6 per year for each \$100 of borrowing. The model assumes \$7 per \$100. The expenditures are assumed to be made at the beginning of the fiscal year in which the project is budgeted. It is unlikely that the project schedule will hold true to the timing estimates, which gives the model a conservative tilt on the timing of the outlays. Nevertheless, we have assumed that the expenditures are on the front end of the time period.

As a companion to the expenditures, the borrowing for those expenditures in year one are assumed to occur within the same year of the expenditures with the debt service beginning to be paid in the next fiscal year. Thus, borrowing in FY2012 is assumed at mid-year, with principal and interest payments due in full in FY2013. As a matter of procedure, it is unlikely that we would issue debt that quickly. The only reason to do so would be to take advantage of current low interest rates or to optimize the use of issuing debt under the “bank-qualified” rule for small issuers.

One significant assumption is that there will be zero contribution from impact fees in offsetting the principal and interest payments of the borrowed funds. We know that there will be a significant contribution of impact fees from the area surrounding the Carothers Parkway South project, but have not included those as an offset to the cost of the project or a potential source for debt service payments. A report from the Planning Department estimates that roughly half of the funds needed for the project will come from Road Impact fees on developments that are currently in the pipeline.

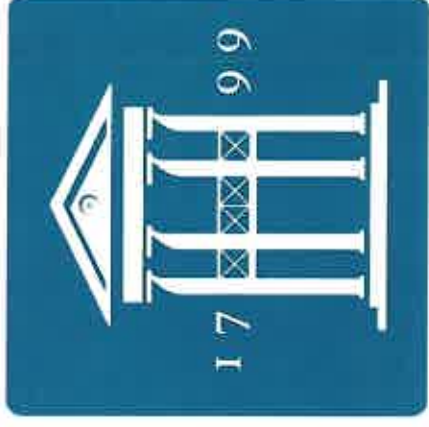
Even using the very conservative assumptions described above, the ratio of debt service as a percentage of the General Fund budget would move from roughly 9.9% to 11.7% using Scenario 1, the most expensive of the three scenarios provided. In dollars, the additional debt service for all projects would top out at \$2.2 million per year and the additional debt, including the portion already approved for Hillsboro, would total \$33 million; that compares to our annual reduction (payoff of principal on existing debt) of over \$6 million per year.

The PFM presentation is attached.



City of Franklin, TN Capacity Model

Updated on December 17, 2012



H I S T O R I C
F R A N K L I N
T E N N E S S E E

The PFM Group
530 Oak Court Drive
Suite 160
Memphis, TN 38117

Capacity Model Updates



HISTORIC
FRANKLIN
TENNESSEE

The following updates to the capacity model have been made:

- Actual FY 2012 Revenues and Expenditures
 - Total revenues less than originally forecasted
 - Total expenditures less than originally forecasted
 - Revenues exceed expenditures
 - Debt service savings recognized from refunding of 2008 TMBF loan
 - No new debt issuances
 - General fund higher than originally forecasted
 - Population higher than originally forecasted
- Budgeted FY 2013 Revenues and Expenditures
 - Total revenues less than originally forecasted
 - Total expenditures less than originally forecasted
- Actual construction bids
 - Many bids were lower than initial estimates

Capacity Model Updates – Continued



HISTORIC
F R A N K L I N
T E N N E S S E E

The following updates to the capacity model have been made:

- Capital Project Amounts and Timing have been updated (Details on following pages):
 - Hillsboro Road (Del Rio to Mack Hatcher)
 - Consolidated Public Works Facility
 - Eastern Flank Battlefield Access Road
 - Fire Station 7 and 8 (Design)*
 - Park at Harlinsdale Farm Improvements
 - McEwen Drive at Wilson Pike to City Limit
 - McEwen Drive at Wilson Pike Intersection
 - McEwen Drive Cool Springs to Wilson Pike – Additional Preliminary Design
 - Carothers Parkway South (*multiple scenarios 1 through 3 included on this project*)
 - Century Court Beasley Drive Connector
 - McEwen Drive Connector
 - Carlisle Lane Signalization

* Note: Anticipated Projects but not approved by BOMA

Carothers Parkway Scenarios



HISTORIC
F R A N K L I N
T E N N E S S E E

The following scenarios have been included related to the Carothers Parkway Project:

- Scenario 1 – Complete Project
- Scenario 2 – North Portion Only
- Scenario 3 – South Portion Only

Scenario 1
Staff Project Recommendation - Carothers Parkway Complete
CIP Work Sheet

Priority Committed	Project Description	2012	2013	2014	2015	2016	5 yr total	previous payments	project total
Project 1	Hillsboro Road- Del Rio to Mack Hatcher	-	-	6,000,000	6,000,000	-	12,000,000	12,200,000	24,200,000
	Net Funding Needs	-	-	5,000,000	4,250,000	-	9,250,000	12,200,000	21,450,000
Committed									
Project 2	Consolidated Public Works Facility	2,300,000	-	3,200,000	-	-	5,500,000	-	5,500,000
	Net Funding Needs	2,300,000	-	2,700,000	-	-	5,000,000	-	5,000,000
	Total Committed Projects	2,300,000	-	7,700,000	4,250,000	-	14,250,000	12,200,000	26,450,000
Priority Projects:									
1	Eastern Flank Battlefield Access Road	-	207,020	1,026,378	-	-	1,233,398	-	1,233,398
	Net Funding Needs	-	225,600	2,775,000	-	-	3,000,000	-	3,000,000
2	Fire Station Design #7 & #8 Westhaven*	-	131,300	-	-	-	131,300	514,697	645,997
	Net Funding Needs	-	-	345,400	-	-	345,400	514,697	860,800
3	Park @ Harborside Farm Improvements	-	-	-	-	-	-	-	-
	Net Funding Needs	-	-	345,400	-	-	345,400	-	345,400
4	McEwen Drive, Wilson Pike to City Limit	-	-	345,400	-	-	345,400	-	345,400
	Net Funding Needs	-	-	3,053,628	-	-	3,053,628	162,096	3,215,724
5	McEwen Drive @ Wilson Pike Intersection	-	-	0	-	-	0	162,096	162,096
	Net Funding Needs	-	-	-	-	-	-	-	-
6	McEwen Drive Cool Springs to Wilson Pike- Additional Preliminary Design	-	150,000	-	-	-	150,000	388,870	538,870
	Net Funding Needs	-	150,000	-	-	-	150,000	388,870	538,870
7	Carothers Parkway South (BOTH segments, 2	-	262,970	5,006,000	5,000,000	3,500,000	13,762,970	-	13,762,970
	Net Funding Needs	-	262,970	5,000,000	5,000,000	3,500,000	13,762,970	-	13,762,970
8	Century Court/Beasley Drive Connector	5,505	462,505	-	-	-	468,010	162,096	630,106
	Net Funding Needs	5,505	462,505	-	-	-	468,010	162,096	630,106
9	McEwen Drive Connector	-	-	3,328,937	-	-	3,328,937	-	3,328,937
	Net Funding Needs	-	-	2,328,937	-	-	2,328,937	-	2,328,937
10	Carroll Lane Signalization	-	-	2,356,970	-	-	2,356,970	176,380	2,533,350
	Net Funding Needs	-	-	2,356,970	-	-	2,356,970	176,380	2,533,350
Summary									
	Annual "small project" funding	-	-	-	-	-	-	-	-
	Total Priority Projects	5,505	1,438,795	15,111,313	7,775,000	3,500,000	27,830,613	1,404,139	29,234,752
	Committed Projects	2,300,000	-	7,700,000	4,250,000	-	14,250,000	12,200,000	26,450,000
	All Projects Total	2,305,505	1,438,795	22,811,313	12,025,000	3,500,000	42,080,613	13,604,139	55,684,752
	Reserve Funding	-	-	-	-	-	-	-	-
	Bond Funding Amount	2,305,505	875,475	17,731,307	9,250,000	3,500,000	33,662,287	13,604,139	47,266,426

* Note: Items 1 & 2 are anticipated but are not yet approved by BOMA

Scenario 2
Staff Project Recommendation - Carothers Parkway North

CIP Work Sheet

Priority	Project Description	2012	2013	2014	2015	2016	5 yr total	previous payments	project total
Committed									
Project 1	Hillsboro Road- Del Rio to Mack Hatcher	-	-	6,000,000	6,000,000	-	12,000,000	12,200,000	24,200,000
	Net Funding Needs	-	-	5,000,000	4,250,000	-	9,250,000	12,200,000	21,450,000
Committed									
Project 2	Consolidated Public Works Facility	2,300,000	-	3,200,000	-	-	5,500,000	-	5,500,000
	Net Funding Needs	2,300,000	-	2,700,000	-	-	5,000,000	-	5,000,000
	Total Committed Projects	2,300,000	-	7,700,000	4,250,000	-	14,250,000	12,200,000	26,450,000
Priority Projects:									
1	Eastern Flank Battlefield Access Road	-	207,020	1,026,378	-	-	1,233,398	-	1,233,398
	Net Funding Needs	-	-	-	-	-	-	-	-
2	Fire Station Design #7 & #8 Westhaven*	-	225,000	-	2,775,000	-	3,000,000	-	3,000,000
	Net Funding Needs	-	-	-	-	-	-	-	-
3	Park @ Harlinsdale Farm Improvements	-	131,300	-	-	-	131,300	514,697	645,997
	Net Funding Needs	-	-	-	-	-	-	514,697	514,697
4	McEwen Drive, Wilson Pike to City Limit	-	-	345,400	-	-	345,400	-	345,400
	Net Funding Needs	-	-	345,400	-	-	345,400	-	345,400
5	McEwen Drive @ Wilson Pike Intersection	-	-	3,053,628	-	-	3,053,628	162,096	3,215,724
	Net Funding Needs	-	-	0	-	-	0	162,096	162,096
6	McEwen Drive Cool Springs to Wilson Pike- Additional Preliminary Design	-	150,000	-	-	-	150,000	388,870	538,870
	Net Funding Needs	-	150,000	-	-	-	150,000	388,870	538,870
7	Carothers Parkway South (North)	-	262,970	2,772,947	2,772,947	-	5,808,863	-	5,808,863
	Net Funding Needs	-	262,970	2,772,947	2,772,947	-	5,808,863	-	5,808,863
8	Century Court/Beasley Drive Connector	5,505	462,505	-	-	-	468,010	162,096	630,106
	Net Funding Needs	5,505	462,505	-	-	-	468,010	162,096	630,106
9	McEwen Drive Connector	-	-	3,328,937	-	-	3,328,937	-	3,328,937
	Net Funding Needs	-	-	2,328,937	-	-	2,328,937	-	2,328,937
10	Carlisle Lane Signalization	-	-	2,356,970	-	-	2,356,970	176,380	2,533,350
	Net Funding Needs	-	-	2,356,970	-	-	2,356,970	176,380	2,533,350
Summary									
	Annual "small project" funding	-	-	-	-	-	-	-	-
	Total Priority Projects	5,505	1,438,795	12,884,260	5,547,947	-	19,876,506	1,404,139	21,280,645
	Committed Projects	2,300,000	-	7,700,000	4,250,000	-	14,250,000	12,200,000	26,450,000
	All Projects Total	2,305,505	1,438,795	20,584,260	9,797,947	-	34,126,506	13,604,139	47,730,645
	Reserve Funding	-	-	-	-	-	-	-	-
	Bond Funding Amount	2,305,505	875,475	15,504,254	7,022,947	-	25,708,180	13,604,139	39,312,319

* Note: Items 1 & 2 are anticipated but are not yet approved by BOMA

Scenario 3
Staff Project Recommendation - Carothers Parkway South

CIP Work Sheet

Priority	Project Description	2012	2013	2014	2015	2016	5 yr total	previous payments	project total
Committed									
Project 1	Hillsboro Road- Del Rio to Mack Hatcher	-	-	6,000,000	6,000,000	-	12,000,000	12,200,000	24,200,000
	Net Funding Needs	-	-	5,000,000	4,250,000	-	9,250,000	12,200,000	21,450,000
Committed									
Project 2	Consolidated Public Works Facility	2,300,000	-	3,200,000	-	-	5,500,000	-	5,500,000
	Net Funding Needs	2,300,000	-	2,700,000	-	-	5,000,000	-	5,000,000
	Total Committed Projects	2,300,000	-	7,700,000	4,250,000	-	14,250,000	12,200,000	26,450,000
Priority Projects:									
1	Eastern Plank Battlefield Access Road	-	207,020	1,026,378	-	-	1,233,398	-	1,233,398
	Net Funding Needs	-	225,000	-	2,775,000	-	3,000,000	-	3,000,000
2	Fire Station Design #7 & #8 Westhaven*	-	-	-	-	-	-	-	-
	Net Funding Needs	-	131,300	-	-	-	131,300	514,697	645,997
3	Park @ Harinsdale Farm Improvements	-	-	-	-	-	-	-	-
	Net Funding Needs	-	-	345,400	-	-	345,400	514,697	860,097
4	McEwen Drive, Wilson Pike to City Limit	-	-	-	-	-	-	-	-
	Net Funding Needs	-	-	345,400	-	-	345,400	-	345,400
5	McEwen Drive @ Wilson Pike Intersection	-	-	-	-	-	-	-	-
	Net Funding Needs	-	-	3,053,628	-	-	3,053,628	162,096	3,215,724
6	McEwen Drive Cool Springs to Wilson Pike- Additional Preliminary Design	-	150,000	-	-	-	150,000	388,870	538,870
	Net Funding Needs	-	150,000	-	-	-	150,000	388,870	538,870
7	Carothers Parkway South (South)	-	262,970	3,845,608	3,845,608	-	7,954,186	-	7,954,186
	Net Funding Needs	-	262,970	3,845,608	3,845,608	-	7,954,186	-	7,954,186
8	Century Courty/Beadley Drive Connector	5,505	462,505	-	-	-	468,010	162,096	630,106
	Net Funding Needs	5,505	462,505	-	-	-	468,010	162,096	630,106
9	McEwen Drive Connector	-	-	3,328,937	-	-	3,328,937	-	3,328,937
	Net Funding Needs	-	-	2,328,937	-	-	2,328,937	-	2,328,937
10	Carlisle Lane Signatization	-	-	2,356,970	-	-	2,356,970	176,380	2,533,350
	Net Funding Needs	-	-	2,356,970	-	-	2,356,970	176,380	2,533,350
Summary									
	Annual "small project" funding	-	-	-	-	-	-	-	-
	Total Priority Projects	5,505	1,438,795	13,956,921	6,620,608	-	22,021,829	1,404,139	23,425,968
	Committed Projects	2,300,000	-	7,700,000	4,250,000	-	14,250,000	12,200,000	26,450,000
	All Projects Total	2,305,505	1,438,795	21,656,921	10,870,608	-	36,271,829	13,604,139	49,875,968
	Reserve Funding	-	-	-	-	-	-	-	-
	Bond Funding Amount	2,305,505	875,475	16,576,915	8,095,608	-	27,853,503	13,604,139	41,457,642

* Note: Items 1 & 2 are anticipated but are not yet approved by BOMA

Scenario Comparisons – Carothers Parkway South Construction



HISTORIC
FRANKLIN
TENNESSEE

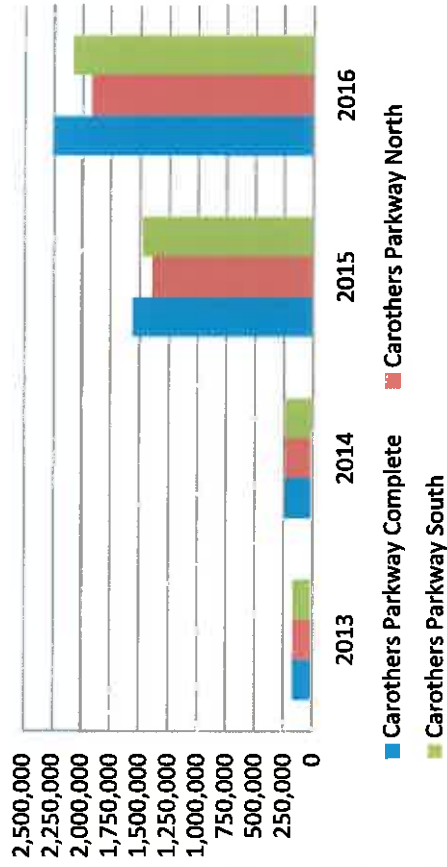
	Carothers Parkway Complete				Carothers Parkway North				
	2012	2013	2014	2015	2012	2013	2014	2015	2016
Total Priority Projects	5,505	1,438,795	15,111,313	7,775,000	5,505	1,438,795	12,884,260	5,547,947	
Committed Projects	2,300,000	-	7,700,000	4,250,000	2,300,000	-	7,700,000	4,250,000	
All Projects Total	2,305,505	1,438,795	22,811,313	12,025,000	2,305,505	1,438,795	20,584,260	9,797,947	
Bond Funding Amount	2,305,505	875,475	17,731,307	9,250,000	2,305,505	875,475	15,504,254	7,022,947	
METRICS									
additional debt service(total) =	-	172,913	65,661	1,329,848	-	172,913	65,661	1,162,819	526,721
cumulative new debt service =	-	172,913	238,574	1,568,422	-	172,913	238,574	1,401,393	1,928,114
estimated Gen Fund budget =	50,965,432	55,078,612	57,312,221	59,907,535	50,965,432	55,078,612	57,312,221	59,907,535	62,529,402
additional debt service/ Budget =	0.00%	0.31%	0.42%	2.62%	0.00%	0.31%	0.42%	2.34%	3.08%
existing debt service	5,068,183	5,068,183	5,068,183	5,068,183	5,068,183	5,068,183	5,068,183	5,068,183	5,068,183
existing debt service/Budget =	9.94%	9.20%	8.84%	8.46%	9.94%	9.20%	8.84%	8.46%	8.11%
all debt service/Budget =	9.94%	9.52%	9.26%	11.06%	9.94%	9.52%	9.26%	10.80%	11.19%
METRICS									
additional debt service(total) =	-	172,913	65,661	1,243,269	-	172,913	65,661	607,171	
cumulative new debt service =	-	172,913	238,574	1,481,842	-	172,913	238,574	2,089,013	
estimated Gen Fund budget =	50,965,432	55,078,612	57,312,221	59,907,535	50,965,432	55,078,612	57,312,221	59,907,535	62,529,402
additional debt service/ Budget =	-	0.31%	0.42%	2.47%	-	0.31%	0.42%	3.34%	
existing debt service	5,068,183	5,068,183	5,068,183	5,068,183	5,068,183	5,068,183	5,068,183	5,068,183	5,068,183
existing debt service/Budget =	9.94%	9.20%	8.84%	8.46%	9.94%	9.20%	8.84%	8.11%	8.11%
all debt service/Budget =	9.94%	9.52%	9.26%	10.93%	9.94%	9.52%	9.26%	11.45%	11.45%

Scenario Comparisons – Debt Service

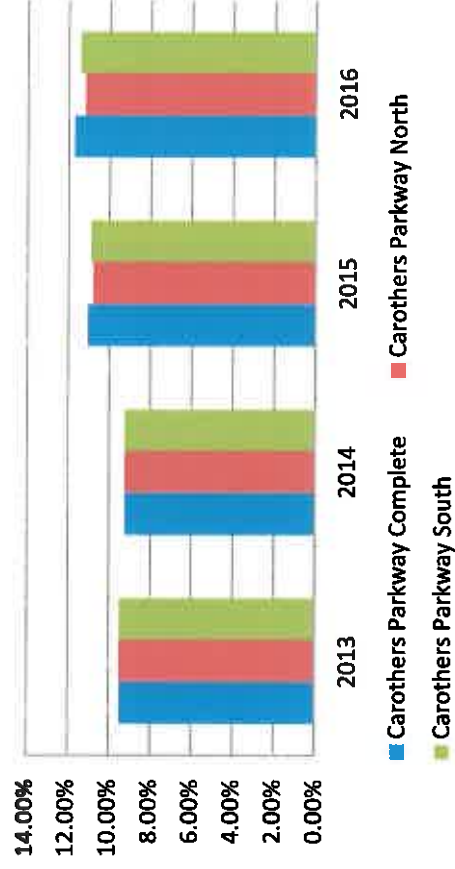


HISTORIC
FRANKLIN
TENNESSEE

Cumulative New Debt Service (\$)



All Debt Service/Budget (%)



Scenario Comparisons



HISTORIC
FRANKLIN
TENNESSEE

Affordability Matrix - \$55 Million Budget (FY 2013)					
	General Fund Balance as a % of Operating Revenues	Debt Service as a % of Operating Expenditures	Net Debt per Capita	Per Capita Debt/Per Capita Income	Net Direct Debt as a % of Market Value
Scenario 1-Carothers Parkway Complete		Yrs 2013-2022 Ratio is above policy			
Scenario 2-Carothers Parkway North		Yrs 2013-2022 Ratio is above policy			
Scenario 3-Carothers Parkway South		Yrs 2013-2022 Ratio is above policy			

Attachment A:

**CIP Financial Model Project Funding
Detail**

Scenario 1
Staff Project Recommendation

CIP Work Sheet

Priority	Project Description	2012	2013	2014	2015	2016	5 yr total	previous payments	project total
Committed									
Project 1	Hillsboro Road- Del Rio to Mack Hatcher	-	-	6,000,000	6,000,000	-	12,000,000	12,200,000	24,200,000
	- Hotel/Motel	-	-	-	-	-	-	-	-
	- State Funding	-	-	-	-	-	-	-	-
	- Stormwater	-	-	-	-	-	-	-	-
	- Water	-	-	500,000	-	-	500,000	-	500,000
	- Sewer	-	-	500,000	-	-	500,000	-	500,000
	- Impact Fee	-	-	-	-	-	-	-	-
	- Other	-	-	-	1,750,000	-	1,750,000	-	1,750,000
	Net Funding Needs	-	-	5,000,000	4,250,000	-	9,250,000	12,200,000	21,450,000
Committed									
Project 2	Consolidated Public Works Facility	2,300,000	-	3,200,000	-	-	5,500,000	-	5,500,000
	- Hotel/Motel	-	-	-	-	-	-	-	-
	- State Funding	-	-	-	-	-	-	-	-
	- Stormwater	-	-	-	-	-	-	-	-
	- Water	-	-	250,000	-	-	250,000	-	250,000
	- Sewer	-	-	250,000	-	-	250,000	-	250,000
	- Impact Fee	-	-	-	-	-	-	-	-
	- Other	-	-	-	-	-	-	-	-
	Net Funding Needs	2,300,000	-	2,700,000	-	-	5,000,000	-	5,000,000
	Total Committed Projects	2,300,000	-	7,700,000	4,250,000	-	14,250,000	12,200,000	26,450,000
Priority Projects:									
1	Eastern Flank Battlefield Access Road*	-	207,020	1,026,378	-	-	1,233,398	-	1,233,398
	- Hotel/Motel	-	-	526,378	-	-	526,378	-	526,378
	- State Funding	-	-	500,000	-	-	500,000	-	500,000
	- Stormwater	-	-	-	-	-	-	-	-
	- Water	-	-	-	-	-	-	-	-
	- Sewer	-	-	-	-	-	-	-	-
	- Impact Fee	-	-	-	-	-	-	-	-
	- Other	-	207,020	-	-	-	207,020	-	207,020
	Net Funding Needs	-	207,020	1,026,378	-	-	1,233,398	-	1,233,398
2	Fire Station Design #7 & #8 Washaven*	-	225,000	-	2,775,000	-	3,000,000	-	3,000,000
	- Hotel/Motel	-	-	-	-	-	-	-	-
	- State Funding	-	-	-	-	-	-	-	-
	- Stormwater	-	-	-	-	-	-	-	-
	- Water	-	-	-	-	-	-	-	-
	- Sewer	-	-	-	-	-	-	-	-
	- Impact Fee	-	225,000	-	2,775,000	-	3,000,000	-	3,000,000
	- Other	-	-	-	-	-	-	-	-
	Net Funding Needs	-	225,000	-	2,775,000	-	3,000,000	-	3,000,000
3	Park @ Harlinsdale Farm Improvements	-	131,300	-	-	-	131,300	514,697	645,997
	- Hotel/Motel	-	131,300	-	-	-	131,300	-	131,300
	- State Funding	-	-	-	-	-	-	-	-
	- Stormwater	-	-	-	-	-	-	-	-
	- Water	-	-	-	-	-	-	-	-
	- Sewer	-	-	-	-	-	-	-	-
	- Impact Fee	-	-	-	-	-	-	-	-
	- Other	-	-	-	-	-	-	-	-
	Net Funding Needs	-	131,300	-	-	-	131,300	514,697	645,997
4	McEwen Drive, Wilson Pike to City Limit	-	-	345,400	-	-	345,400	-	345,400
	- Hotel/Motel	-	-	-	-	-	-	-	-
	- State Funding	-	-	-	-	-	-	-	-
	- Stormwater	-	-	-	-	-	-	-	-
	- Water	-	-	-	-	-	-	-	-
	- Sewer	-	-	-	-	-	-	-	-
	- Impact Fee	-	-	-	-	-	-	-	-
	- Other	-	-	-	-	-	-	-	-
	Net Funding Needs	-	-	345,400	-	-	345,400	-	345,400
5	McEwen Drive @ Wilson Pike Intersection	-	-	3,053,628	-	-	3,053,628	162,096	3,215,724
	- Hotel/Motel	-	-	-	-	-	-	-	-
	- State Funding	-	-	-	-	-	-	-	-
	- Stormwater	-	-	-	-	-	-	-	-
	- Water	-	-	-	-	-	-	-	-
	- Sewer	-	-	-	-	-	-	-	-
	- Williamson County Facilities Tax	-	-	2,053,628	-	-	2,053,628	-	2,053,628
	- Other	-	-	1,000,000	-	-	1,000,000	-	1,000,000
	Net Funding Needs	-	-	3,053,628	-	-	3,053,628	162,096	3,215,724
6	McEwen Drive Cool Springs to Wilson Pike	-	150,000	-	-	-	150,000	388,870	538,870
	- Hotel/Motel	-	-	-	-	-	-	-	-
	- State Funding	-	-	-	-	-	-	-	-

Note: Item 2 is anticipated but not yet approved by BOMA

Scenario 1
Staff Project Recommendation

CIP Work Sheet

Priority	Project Description	2012	2013	2014	2015	2016	5 yr total	previous payments	project total
	- Stormwater	-	-	-	-	-	-	-	-
	- Water	-	-	-	-	-	-	-	-
	- Sewer	-	-	-	-	-	-	-	-
	- Impact Fee	-	-	-	-	-	-	-	-
	- Other	-	-	-	-	-	-	-	-
	Net Funding Needs	-	150,000	-	-	-	150,000	388,870	538,870
7	Carothers Parkway South (BOTH segments, 2 lanes)	-	262,970	5,000,000	5,000,000	3,500,000	13,762,970	-	13,762,970
	- Hotel/Motel	-	-	-	-	-	-	-	-
	- State Funding	-	-	-	-	-	-	-	-
	- Stormwater	-	-	-	-	-	-	-	-
	- Water	-	-	-	-	-	-	-	-
	- Sewer	-	-	-	-	-	-	-	-
	- Impact Fee	-	-	-	-	-	-	-	-
	- Other	-	-	-	-	-	-	-	-
	Net Funding Needs	-	262,970	5,000,000	5,000,000	3,500,000	13,762,970	-	13,762,970
8	Century Court/Seasley Drive Connector	5,505	462,505	-	-	-	468,010	162,096	630,106
	- Hotel/Motel	-	-	-	-	-	-	-	-
	- State Funding	-	-	-	-	-	-	-	-
	- Stormwater	-	-	-	-	-	-	-	-
	- Water	-	-	-	-	-	-	-	-
	- Sewer	-	-	-	-	-	-	-	-
	- Impact Fee	-	-	-	-	-	-	-	-
	- Other	-	-	-	-	-	-	-	-
	Net Funding Needs	5,505	462,505	-	-	-	468,010	162,096	630,106
9	McEwen Drive Connector	-	-	3,328,937	-	-	3,328,937	-	3,328,937
	- Hotel/Motel	-	-	-	-	-	-	-	-
	- State Funding	-	-	-	-	-	-	-	-
	- Stormwater	-	-	-	-	-	-	-	-
	- Water	-	-	-	-	-	-	-	-
	- Sewer	-	-	-	-	-	-	-	-
	- Williamson County Facilities Tax	-	-	1,000,000	-	-	1,000,000	-	1,000,000
	- Other	-	-	-	-	-	-	-	-
	Net Funding Needs	-	-	2,328,937	-	-	2,328,937	-	2,328,937
10	Carlisle Lane Signalization	-	-	2,356,970	-	-	2,356,970	176,380	2,533,350
	- Hotel/Motel	-	-	-	-	-	-	-	-
	- State Funding	-	-	-	-	-	-	-	-
	- Stormwater	-	-	-	-	-	-	-	-
	- Water	-	-	-	-	-	-	-	-
	- Sewer	-	-	-	-	-	-	-	-
	- Impact Fee	-	-	-	-	-	-	-	-
	- Other	-	-	-	-	-	-	-	-
	Net Funding Needs	-	-	2,356,970	-	-	2,356,970	176,380	2,533,350

Summary

Annual "small project" funding	-	-	-	-	-	-	-	-	-
Total Priority Projects	5,505	1,438,795	15,111,313	7,775,000	3,500,000	27,830,613	1,404,139	29,234,752	
Committed Projects	2,300,000	-	7,700,000	4,250,000	-	14,250,000	12,200,000	26,450,000	
All Projects Total	2,305,505	1,438,795	22,811,313	12,025,000	3,500,000	42,080,613	13,604,139	55,684,752	
Reserve Funding	-	-	-	-	-	-	-	-	
Bond Funding Amount	2,305,505	875,475	17,731,307	9,250,000	3,500,000	33,662,287	13,604,139	47,266,426	
	2012	2013	2014	2015	2016				
additional debt service(committed) =	0	161,000	0	539,000	0	700,000			
additional debt service(priority) =	0	385	61,283	702,192	647,500	1,411,360			
additional debt service(total) =	0	161,385	61,283	1,241,192	647,500	2,111,360			
cumulative new debt service =	0	161,385	222,669	1,463,860	2,111,360				
estimated Gen Fund budget =	52,867,500	55,510,875	58,286,419	61,200,740	64,260,777				
additional debt service/ Budget =	0.00%	0.29%	0.38%	2.39%	3.29%				
existing debt service	5,068,183	5,068,183	5,068,183	5,068,183	5,068,183				
existing debt service/Budget =	9.59%	9.13%	8.70%	8.28%	7.89%				
existing debt service + committed projects/Budget	9.59%	9.42%	8.70%	9.16%	7.89%				
combined debt service/Budget =	9.59%	9.42%	9.08%	10.67%	11.17%				

**Scenario 2
Staff Project Recommendation**

CIP Work Sheet

Priority	Project Description	2012	2013	2014	2015	2016	5 yr total	previous payments	project total
Committed									
Project 1	Hillsboro Road- Del Rio to Mack Hatcher	-	-	6,000,000	6,000,000	-	12,000,000	12,290,000	24,200,000
	- Hotel/Motel	-	-	-	-	-	-	-	-
	- State Funding	-	-	-	-	-	-	-	-
	- Stormwater	-	-	-	-	-	-	-	-
	- Water	-	-	-	-	-	500,000	-	500,000
	- Sewer	-	-	500,000	-	-	500,000	-	500,000
	- Impact Fee	-	-	-	-	-	-	-	-
	- Other	-	-	-	1,750,000	-	1,750,000	-	1,750,000
	Net Funding Needs	-	-	5,000,000	4,250,000	-	9,250,000	12,200,000	21,450,000
Committed									
Project 2	Consolidated Public Works Facility	2,300,000	-	3,200,000	-	-	5,500,000	-	5,500,000
	- Hotel/Motel	-	-	-	-	-	-	-	-
	- State Funding	-	-	-	-	-	-	-	-
	- Stormwater	-	-	-	-	-	-	-	-
	- Water	-	-	250,000	-	-	250,000	-	250,000
	- Sewer	-	-	250,000	-	-	250,000	-	250,000
	- Impact Fee	-	-	-	-	-	-	-	-
	- Other	-	-	-	-	-	-	-	-
	Net Funding Needs	2,300,000	-	2,700,000	-	-	5,000,000	-	5,000,000
	Total Committed Projects	2,300,000	-	7,700,000	4,250,000	-	14,250,000	12,200,000	26,450,000
Priority Projects									
1	Eastern Flank Battlefield Access Road*	-	207,020	1,026,376	-	-	1,233,398	-	1,233,398
	- Hotel/Motel	-	-	526,378	-	-	526,378	-	526,378
	- State Funding	-	-	500,000	-	-	500,000	-	500,000
	- Stormwater	-	-	-	-	-	-	-	-
	- Water	-	-	-	-	-	-	-	-
	- Sewer	-	-	-	-	-	-	-	-
	- Impact Fee	-	-	-	-	-	-	-	-
	- Other	-	207,020	-	-	-	207,020	-	207,020
	Net Funding Needs	-	207,020	1,026,376	-	-	1,233,398	-	1,233,398
2	Fire Station Design #7 & #8 Westhaven*	-	225,000	-	2,775,000	-	3,000,000	-	3,000,000
	- Hotel/Motel	-	-	-	-	-	-	-	-
	- State Funding	-	-	-	-	-	-	-	-
	- Stormwater	-	-	-	-	-	-	-	-
	- Water	-	-	-	-	-	-	-	-
	- Sewer	-	-	-	-	-	-	-	-
	- Impact Fee	-	225,000	-	2,775,000	-	3,000,000	-	3,000,000
	- Other	-	-	-	-	-	-	-	-
	Net Funding Needs	-	225,000	-	2,775,000	-	3,000,000	-	3,000,000
3	Park @ Harlinsdale Farm Improvements	-	131,300	-	-	-	131,300	514,697	645,997
	- Hotel/Motel	-	131,300	-	-	-	131,300	-	131,300
	- State Funding	-	-	-	-	-	-	-	-
	- Stormwater	-	-	-	-	-	-	-	-
	- Water	-	-	-	-	-	-	-	-
	- Sewer	-	-	-	-	-	-	-	-
	- Impact Fee	-	-	-	-	-	-	-	-
	- Other	-	-	-	-	-	-	-	-
	Net Funding Needs	-	131,300	-	-	-	131,300	514,697	645,997
4	McEwen Drive, Wilson Pike to City Limit	-	-	345,400	-	-	345,400	-	345,400
	- Hotel/Motel	-	-	-	-	-	-	-	-
	- State Funding	-	-	-	-	-	-	-	-
	- Stormwater	-	-	-	-	-	-	-	-
	- Water	-	-	-	-	-	-	-	-
	- Sewer	-	-	-	-	-	-	-	-
	- Impact Fee	-	-	-	-	-	-	-	-
	- Other	-	-	-	-	-	-	-	-
	Net Funding Needs	-	-	345,400	-	-	345,400	-	345,400
5	McEwen Drive @ Wilson Pike Intersection	-	-	3,053,628	-	-	3,053,628	162,096	3,215,724
	- Hotel/Motel	-	-	-	-	-	-	-	-
	- State Funding	-	-	-	-	-	-	-	-
	- Stormwater	-	-	-	-	-	-	-	-
	- Water	-	-	-	-	-	-	-	-
	- Sewer	-	-	-	-	-	-	-	-
	- Williamson County Facilities Tax	-	-	2,053,628	-	-	2,053,628	-	2,053,628
	- Other	-	-	1,000,000	-	-	1,000,000	-	1,000,000
	Net Funding Needs	-	-	3,053,628	-	-	3,053,628	162,096	3,215,724
6	McEwen Drive Cool Springs to Wilson Pike	-	150,000	-	-	-	150,000	388,870	538,870
	- Hotel/Motel	-	-	-	-	-	-	-	-
	- State Funding	-	150,000	-	-	-	150,000	-	150,000

Note: Item 2 is anticipated but not yet approved by BOMA

Scenario 2
Staff Project Recommendation

CIP Work Sheet

Priority	Project Description	2012	2013	2014	2015	2016	5 yr total	previous payments	project total
	- Stormwater								
	- Water								
	- Sewer								
	- Impact Fee								
	- Other								
	Net Funding Needs	-	150,000	-	-	-	150,000	388,870	538,870
7	Carothers Parkway South (BOTH segments, 2 lanes)		262,970	2,772,947	2,772,947		5,808,863		5,808,863
	- Hotel/Motel								
	- State Funding								
	- Stormwater								
	- Water								
	- Sewer								
	- Impact Fee								
	- Other								
	Net Funding Needs	-	262,970	2,772,947	2,772,947	-	5,808,863	-	5,808,863
8	Century Court/Beasley Drive Connector	5,505	462,505				468,010	162,096	630,106
	- Hotel/Motel								
	- State Funding								
	- Stormwater								
	- Water								
	- Sewer								
	- Impact Fee								
	- Other								
	Net Funding Needs	5,505	462,505	-	-	-	468,010	162,096	630,106
9	McEwen Drive Connector			3,328,937			3,328,937		3,328,937
	- Hotel/Motel								
	- State Funding								
	- Stormwater								
	- Water								
	- Sewer								
	- Williamson County Facilities Tax			1,000,000			1,000,000		1,000,000
	- Other								
	Net Funding Needs	-	-	2,328,937	-	-	2,328,937	-	2,328,937
10	Carlisle Lane Signalization			2,356,970			2,356,970	176,380	2,533,350
	- Hotel/Motel								
	- State Funding								
	- Stormwater								
	- Water								
	- Sewer								
	- Impact Fee								
	- Other								
	Net Funding Needs	-	-	2,356,970	-	-	2,356,970	176,380	2,533,350
Summary									
	Annual "small project" funding								
	Total Priority Projects	5,505	1,438,795	12,884,260	5,547,947	-	19,876,506	1,404,139	21,280,645
	Committed Projects	2,300,000	-	7,700,000	4,250,000	-	14,250,000	12,200,000	26,450,000
	All Projects Total	2,305,505	1,438,795	20,584,260	9,797,947	-	34,126,506	13,604,139	47,730,645
	Reserve Funding								
	Bond Funding Amount	2,305,505	875,475	15,504,254	7,022,947	-	25,708,180	13,604,139	39,312,319
		2012	2013	2014	2015	2016			
	additional debt service(committed) =	0	161,000	0	539,000	0	700,000		
	additional debt service(priority) =	0	385	61,283	546,298	491,606	1,099,573		
	additional debt service(total) =	0	161,385	61,283	1,085,298	491,606	1,799,573		
	cumulative new debt service =	0	161,385	222,669	1,307,966	1,799,573			
	estimated Gen Fund budget =	52,867,500	55,510,875	58,286,419	61,200,740	64,260,777			
	additional debt service/ Budget =	0.00%	0.29%	0.38%	2.14%	2.80%			
	existing debt service	5,068,183	5,068,183	5,068,183	5,068,183	5,068,183			
	existing debt service/Budget =	9.59%	9.13%	8.70%	8.28%	7.89%			
	existing debt service + committed projects/Budget	9.59%	9.42%	8.70%	9.16%	7.89%			
	combined debt service/Budget =	9.59%	9.42%	9.08%	10.42%	10.69%			

Note: Item 2 is anticipated but not yet approved by BOMA

**Scenario 3
Staff Project Recommendation**

CIP Work Sheet

Priority	Project Description	2012	2013	2014	2015	2016	5 yr total	previous payments	project total
Committed									
Project 1	Hillsboro Road- Def Rio to Mack Hatcher	-	-	6,000,000	5,000,000	-	11,000,000	12,200,000	24,200,000
	- Hotel/Motel	-	-	-	-	-	-	-	-
	- State Funding	-	-	-	-	-	-	-	-
	- Stormwater	-	-	-	-	-	-	-	-
	- Water	-	-	500,000	-	-	500,000	-	500,000
	- Sewer	-	-	500,000	-	-	500,000	-	500,000
	- Impact Fee	-	-	-	-	-	-	-	-
	- Other	-	-	-	1,750,000	-	1,750,000	-	1,750,000
	Net Funding Needs	-	-	5,000,000	4,250,000	-	9,250,000	12,200,000	21,450,000
Committed									
Project 2	Consolidated Public Works Facility	2,300,000	-	3,200,000	-	-	5,500,000	-	5,500,000
	- Hotel/Motel	-	-	-	-	-	-	-	-
	- State Funding	-	-	-	-	-	-	-	-
	- Stormwater	-	-	-	-	-	-	-	-
	- Water	-	-	250,000	-	-	250,000	-	250,000
	- Sewer	-	-	250,000	-	-	250,000	-	250,000
	- Impact Fee	-	-	-	-	-	-	-	-
	- Other	-	-	-	-	-	-	-	-
	Net Funding Needs	2,300,000	-	2,700,000	-	-	5,000,000	-	5,000,000
	Total Committed Projects	2,300,000	-	7,700,000	4,250,000	-	14,250,000	12,200,000	26,450,000
Priority Projects:									
1	Eastern Flank Battlefield Access Road*	-	207,020	1,026,378	-	-	1,233,398	-	1,233,398
	- Hotel/Motel	-	-	526,378	-	-	526,378	-	526,378
	- State Funding	-	-	500,000	-	-	500,000	-	500,000
	- Stormwater	-	-	-	-	-	-	-	-
	- Water	-	-	-	-	-	-	-	-
	- Sewer	-	-	-	-	-	-	-	-
	- Impact Fee	-	-	-	-	-	-	-	-
	- Other	-	207,020	-	-	-	207,020	-	207,020
	Net Funding Needs	-	207,020	1,026,378	-	-	1,233,398	-	1,233,398
2	Fire Station Design #7 & #8 Westhaven*	-	225,000	-	2,775,000	-	3,000,000	-	3,000,000
	- Hotel/Motel	-	-	-	-	-	-	-	-
	- State Funding	-	-	-	-	-	-	-	-
	- Stormwater	-	-	-	-	-	-	-	-
	- Water	-	-	-	-	-	-	-	-
	- Sewer	-	-	-	-	-	-	-	-
	- Impact Fee	-	225,000	-	2,775,000	-	3,000,000	-	3,000,000
	- Other	-	-	-	-	-	-	-	-
	Net Funding Needs	-	225,000	-	2,775,000	-	3,000,000	-	3,000,000
3	Park @ Harlinsdale Farm Improvements	-	131,300	-	-	-	131,300	514,697	645,997
	- Hotel/Motel	-	131,300	-	-	-	131,300	-	131,300
	- State Funding	-	-	-	-	-	-	-	-
	- Stormwater	-	-	-	-	-	-	-	-
	- Water	-	-	-	-	-	-	-	-
	- Sewer	-	-	-	-	-	-	-	-
	- Impact Fee	-	-	-	-	-	-	-	-
	- Other	-	-	-	-	-	-	-	-
	Net Funding Needs	-	131,300	-	-	-	131,300	514,697	645,997
4	McEwen Drive, Wilson Pike to City Limit	-	-	345,400	-	-	345,400	-	345,400
	- Hotel/Motel	-	-	-	-	-	-	-	-
	- State Funding	-	-	-	-	-	-	-	-
	- Stormwater	-	-	-	-	-	-	-	-
	- Water	-	-	-	-	-	-	-	-
	- Sewer	-	-	-	-	-	-	-	-
	- Impact Fee	-	-	-	-	-	-	-	-
	- Other	-	-	-	-	-	-	-	-
	Net Funding Needs	-	-	345,400	-	-	345,400	-	345,400
5	McEwen Drive @ Wilson Pike Intersection	-	-	3,053,628	-	-	3,053,628	162,096	3,215,724
	- Hotel/Motel	-	-	-	-	-	-	-	-
	- State Funding	-	-	-	-	-	-	-	-
	- Stormwater	-	-	-	-	-	-	-	-
	- Water	-	-	-	-	-	-	-	-
	- Sewer	-	-	-	-	-	-	-	-
	- Williamson County Facilities Tax	-	-	2,053,628	-	-	2,053,628	-	2,053,628
	- Other	-	-	1,000,000	-	-	1,000,000	-	1,000,000
	Net Funding Needs	-	-	3,053,628	-	-	3,053,628	162,096	3,215,724
6	McEwen Drive Cool Springs to Wilson Pike	-	150,000	-	-	-	150,000	388,870	538,870
	- Hotel/Motel	-	-	-	-	-	-	-	-
	- State Funding	-	150,000	-	-	-	150,000	388,870	538,870

* Note: Item 2 is anticipated but not yet approved by BOMA

Scenario 3
Staff Project Recommendation

CIP Work Sheet

Priority	Project Description	2012	2013	2014	2015	2016	5 yr total	previous payments	project total
	- Stormwater	-	-	-	-	-	-	-	-
	- Water	-	-	-	-	-	-	-	-
	- Sewer	-	-	-	-	-	-	-	-
	- Impact Fee	-	-	-	-	-	-	-	-
	- Other	-	-	-	-	-	-	-	-
	Net Funding Needs	-	150,000	-	-	-	150,000	388,870	538,870
7	Carothers Parkway South (ROTH segments, 2 lanes)	-	262,970	3,845,608	3,845,608	-	7,954,186	-	7,954,186
	- Hotel/Motel	-	-	-	-	-	-	-	-
	- State Funding	-	-	-	-	-	-	-	-
	- Stormwater	-	-	-	-	-	-	-	-
	- Water	-	-	-	-	-	-	-	-
	- Sewer	-	-	-	-	-	-	-	-
	- Impact Fee	-	-	-	-	-	-	-	-
	- Other	-	-	-	-	-	-	-	-
	Net Funding Needs	-	262,970	3,845,608	3,845,608	-	7,954,186	-	7,954,186
8	Century Court/Reasley Drive Connector	5,505	462,505	-	-	-	468,010	162,096	630,106
	- Hotel/Motel	-	-	-	-	-	-	-	-
	- State Funding	-	-	-	-	-	-	-	-
	- Stormwater	-	-	-	-	-	-	-	-
	- Water	-	-	-	-	-	-	-	-
	- Sewer	-	-	-	-	-	-	-	-
	- Impact Fee	-	-	-	-	-	-	-	-
	- Other	-	-	-	-	-	-	-	-
	Net Funding Needs	5,505	462,505	-	-	-	468,010	162,096	630,106
9	McEwen Drive Connector	-	-	3,328,937	-	-	3,328,937	-	3,328,937
	- Hotel/Motel	-	-	-	-	-	-	-	-
	- State Funding	-	-	-	-	-	-	-	-
	- Stormwater	-	-	-	-	-	-	-	-
	- Water	-	-	-	-	-	-	-	-
	- Sewer	-	-	-	-	-	-	-	-
	- Williamson County Facilities Tax	-	-	1,000,000	-	-	1,000,000	-	1,000,000
	- Other	-	-	-	-	-	-	-	-
	Net Funding Needs	-	-	2,328,937	-	-	2,328,937	-	2,328,937
10	Carlisle Lane Signalization	-	-	2,356,970	-	-	2,356,970	176,380	2,533,350
	- Hotel/Motel	-	-	-	-	-	-	-	-
	- State Funding	-	-	-	-	-	-	-	-
	- Stormwater	-	-	-	-	-	-	-	-
	- Water	-	-	-	-	-	-	-	-
	- Sewer	-	-	-	-	-	-	-	-
	- Impact Fee	-	-	-	-	-	-	-	-
	- Other	-	-	-	-	-	-	-	-
	Net Funding Needs	-	-	2,356,970	-	-	2,356,970	176,380	2,533,350

Summary

Annual "small project" funding	-	-	-	-	-	-	-	-	-
Total Priority Projects	5,505	1,438,795	13,956,921	6,620,608	-	-	22,021,829	1,404,139	23,425,968
Committed Projects	2,300,000	-	7,700,000	4,250,000	-	-	14,250,000	12,200,000	26,450,000
All Projects Total	2,305,505	1,438,795	21,656,921	10,870,608	-	-	36,271,829	13,604,139	49,875,968
Reserve Funding	-	-	-	-	-	-	-	-	-
Bond Funding Amount	2,305,505	875,475	16,576,915	8,095,608	-	-	27,853,503	13,604,139	41,457,642
	2012	2013	2014	2015	2016				
additional debt service(committed) =	0	161,000	0	599,000	0	700,000			
additional debt service(priority) =	0	385	61,283	621,384	566,693	1,249,745			
additional debt service(total) =	0	161,385	61,283	1,160,384	566,693	1,949,745			
cumulative new debt service =	0	161,385	222,669	1,383,053	1,949,745				
estimated Gen Fund budget =	52,867,500	55,510,875	58,286,419	61,200,740	64,260,777				
additional debt service/ Budget =	0.00%	0.29%	0.38%	2.26%	3.03%				
existing debt service	5,068,183	5,068,183	5,068,183	5,068,183	5,068,183				
existing debt service/Budget =	9.59%	9.13%	8.70%	8.28%	7.89%				
existing debt service + committed projects/Budget	9.59%	9.42%	8.70%	9.16%	7.89%				
combined debt service/Budget =	9.59%	9.42%	9.08%	10.54%	10.92%				

* Note: Item 2 is anticipated but not yet approved by BOMA